

## ***Interior Doors***



### ***McMahon and Company's Custom & Non-Standard Color Program:***

**McMahon and Company now offers a Custom & Non-Standard Color Program with the following requirements:**

1. Customer Supplies MaC with a Minimum of 12" color sample to match.
2. Customer Supplies a PO with the match sample for \$150.00 net, non-refundable, to be invoiced at time of signed approval.
3. Minimum orders will be required to be \$750.00 net per invoiced order. Orders which do not meet the minimum order will be assessed a 15% product upcharge and a \$75.00 net small order set-up fee
4. Orders which are required to ship prior to stated lead-times at time of order will incur a Rush Order fee of \$150.00 or a 15% upcharge on the entire order, whichever is greater.

**Once Prefinished Products are ordered and acknowledged, product can not be cancelled or returned. Wood is finished to industry standards, and will vary in color based upon the characteristic of the natural wood species. Variance in color due to natural characteristics is NOT considered a defect, and is not subject to return or credit.**



**McMahon and Company**  
Wholesale Distributors

Table of Contents

Section	Page
How to Store, Handle, Finish and Maintain Interior Wood Doors and Warranty	3
Interior Door Options and Adders	4
Interior Door Specifications - Rough Opening Chart and Handing Chart	5
Flush Natural Birch (Rotary) Hollow Core and <b>Solid Core</b>	6
Flush Red Oak Hollow Core and <b>SOLID CORE</b>	7
<b>6/8 STOCK HC</b> Molded and Primed Flush Hardboard	8
<b>6/8 STOCK SC</b> Molded and Primed Flush Hardboard	9
<b>6/8 SPECIAL ORDER HC and SC</b> Molded	10
<b>7/0 SPECIAL ORDER HC and SC</b> Molded	11
<b>8/0 SPECIAL ORDER HC and SC</b> Molded	12
<b>6/8 SPECIAL ORDER - West End Collection HC and SC</b> - Melrose and Berkley	13
<b>7/0 SPECIAL ORDER - West End Collection HC and SC</b> - Melrose and Berkley	14
<b>6/8 SPECIAL ORDER - HC and SC Heritage Series</b> - Lincoln Park and Winslow	15
<b>6/8 SPECIAL ORDER - HC and SC Heritage Series</b> - Logan and Livingston	16
<b>7/0 SPECIAL ORDER - SC Heritage Series</b> - Logan and Livingston	17
<b>7/0 SPECIAL ORDER - SC Heritage Series</b> - Lincoln Park and Winslow	18
<b>8/0 SPECIAL ORDER - SC Heritage Series</b> - Lincoln Park	19
<b>8/0 SPECIAL ORDER - SC Heritage Series</b> - Logan and Livingston	20
<b>7/0 STOCK and SPECIAL ORDER - HC and SC</b> Primed Flush Hardboard	21
<b>8/0 STOCK and SPECIAL ORDER - HC and SC</b> Primed Flush Hardboard	22
<b>6/8 STOCK HC and SC Craftsman III</b> - 3PNL Molded Craftsman	23
<b>6/8 STOCK</b> Double Hip 6 Panel Pine	24
<b>6/8 STOCK Red Oak Panel Doors</b> - 6 Panel, #802	25
<b>6/8 STOCK Red Oak Panel Doors</b> - #4102 FP, #4103T FP, #106 RP	26
<b>6/8 STOCK Hard Maple Panel Doors</b> - 6 Panel	27
<b>6/8 STOCK Hard Maple Panel Doors</b> - #4102 FP, #4103T FP	28
<b>6/8 STOCK Poplar Panel Doors</b> - #102 RP, #802 RP, #4102 FP, 6 Panel	29
<b>6/8 STOCK Poplar Panel Doors</b> - #4103T FP, #4103 FP, #106 RP, #4107 FP	30
<b>6/8 1-3/8" STOCK PBI Primed Stile and Rail</b> - #7910, #7920, #793E	31
<b>6/8 1-3/8" STOCK PBI Primed Stile and Rail</b> - #793H, #795H, #730 Primed Louver/Louver	32
<b>6/8 1-3/4" SPECIAL ORDER PBI Primed Stile and Rail</b> - #7910, #7920, #793E	33
<b>6/8 1-3/4" SPECIAL ORDER PBI Primed Stile and Rail</b> - #793H, #795H	34
<b>7/0 1-3/8" STOCK PBI Primed Stile and Rail</b> - #7910, #7920	35
<b>7/0 1-3/8" SPECIAL ORDER PBI Primed Stile and Rail</b> - #793E	35
<b>7/0 1-3/8" SPECIAL ORDER PBI Primed Stile and Rail</b> - #793H, 795H	36
<b>7/0 1-3/4" SPECIAL ORDER PBI Primed Stile and Rail</b> - #7910, #7920, #793E	37
<b>7/0 1-3/4" SPECIAL ORDER PBI Primed Stile and Rail</b> - #793H, 795H	38
<b>7/6 1-3/8" SPECIAL ORDER PBI Primed Stile and Rail</b> - #7910, #7920, #793E	39
<b>7/6 1-3/8" SPECIAL ORDER PBI Primed Stile and Rail</b> - #793H, 795H	40
<b>7/6 1-3/4" SPECIAL ORDER PBI Primed Stile and Rail</b> - #7910, #7920, #793E	41
<b>7/6 1-3/4" SPECIAL ORDER PBI Primed Stile and Rail</b> - #793H, 795H	42
<b>8/0 1-3/8" SPECIAL ORDER PBI Primed Stile and Rail</b> - #7910, #7920, #793E	43
<b>8/0 1-3/8" SPECIAL ORDER PBI Primed Stile and Rail</b> - #793H, 795H	44
<b>8/0 1-3/4" STOCK PBI Primed Stile and Rail</b> - #7910, #7920	45
<b>8/0 1-3/4" SPECIAL ORDER PBI Primed Stile and Rail</b> - #793E	45
<b>8/0 1-3/4" SPECIAL ORDER PBI Primed Stile and Rail</b> - #793H, 795H	46
<b>6/8 STOCK and SPECIAL ORDER Primed French Doors</b>	47
<b>6/8 STOCK and SPECIAL ORDER Pine French Doors</b>	48
<b>6/8 STOCK and SPECIAL ORDER Oak French Doors</b>	49
<b>6/8 STOCK and SPECIAL ORDER Maple French Doors</b>	50
<b>6/8 STOCK and SPECIAL ORDER Poplar French Doors</b>	51

## How to Store, Handle, Finish and Maintain Interior Wood Doors and Warranty

---

### Storage and Handling:

1. Doors should always be stored flat and in clean, dry surroundings. When stored for a period of time, cover with plastic to protect from dirt, water and abuse.
2. Doors should not be exposed to excessive moisture, heat, dryness, or direct sunlight.
3. Doors should always be handled with clean hands or while wearing clean gloves.
4. Doors should be lifted and carried, not dragged across one another.

### Field Finishing:

1. Inspect your door(s) immediately and notify MaC if there are any problems. Do not cut, trim or finish the door before careful inspection. Once the door has been altered in any way, it cannot be returned to the manufacturer for replacement unless defects occur that are covered by warranty.
2. Prior to finishing, insure that the building atmosphere is dried to a normal, interior relative humidity. Insure that the doors have been allowed to equalize to a stable moisture content.
3. Remove all handling marks, raised grain, glue smears and other undesirable blemishes. You must completely block sand (with the grain) all surfaces with a 150 to 180 fine grit abrasive.
4. Seal the door on all six sides immediately. Failure to seal all six sides of door surfaces will **VOID THE WARRANTY**.
5. A first coat of a sanding sealer followed by light block sanding, will minimize subsequent handling marks and promote the uniformity of subsequent stain coats.
6. Some species react unfavorably with certain finishes causing dark stain spots (blotching). Where possible, the species/finish combination should be tested prior to finishing the doors. Notify your finish supplier or door supplier immediately if any undesirable reaction is noticed. Do not finish the door until the problem is resolved.
7. In order to prevent blemish magnification, avoid dark stains, especially in Maple and Pine. We recommend only clear coats whenever possible.
8. Follow finish manufacturer's recommendations carefully to achieve the desired results on the following: color uniformity, finish build, gloss, and to reduce the frequency of refinishing.
9. Be sure the door surface being finished is satisfactory in both smoothness and color after each coat before applying the next coat.

### Installation:

1. MaC's interior doors should never be installed in an exterior application, this includes garage to house applications.
2. The structural strength of the doors must not be impaired in fitting to the opening or in applying hardware.
3. Do not trim the door by more than: 1/4" off each side, 1" off the top, or 1" off the bottom.
4. Each prehung door should have a minimum of 4 shims installed per side jamb and 2 per head for proper function of door unit.
5. All hardware locations, preparations for hardware, and methods of hardware attachment must be appropriate for the specified door construction.

### Maintenance:

1. Finishes on interior doors last for many years. However, inspect the condition of the finish at least once a year and refinish as often as needed to maintain the protective integrity on the finish.
2. Insure that doors swing freely, do not bind in the frame, and that all hardware remains functional. Depending on the conditions, you may also need to refinish the door more frequently.

### MaC One Year Pre-Hung Warranty

McMahon and Company (MaC) warrants that the goods sold are of the same description as the Sales Acknowledgment. MaC makes no expressed or implied warranty except as specifically set out herein.

MaC pre-hung interior doors should never be used in an exterior application. MaC warrants against any defects which would prevent normal utilization, providing the doors are properly handled and installed under the guidelines of MaC's publication stated above. This warranty is effective if the doors are used for the purpose originally intended.

MaC's obligation under this warranty is limited to repairing, or at our option, replacing any part that is returned and found to be defective in materials or workmanship as follows:

- a. Warped slabs - the warp for any door 3' x 7' or smaller should not exceed 1/4". Warp includes bow, cup or twist.
- b. Separation in the joints that exceed 1/16".
- c. Veneer delaminations, open splits, open seams, overlap or bubbling.

Inspect your door carefully before doing any alterations. The warranty will be void if a door has not been properly installed or finished. Defects caused by failure to seal all six sides of the door voids any warranty. Make sure any saws or knives used for door preparation are sharp. Blow out or torn grain due to improper trimming/boring/routing is not considered a defect.

This warranty covers doors only. MaC shall not be responsible or liable to pay for hardware, finishing charges or labor charges to replace any product found to be defective. Nor shall MaC be liable for any damage of any kind to nature, person, product or property. The finish of the door must be maintained to continue warranty status. Panel shrinkage is normal and not considered a defect. Natural variations in wood color or texture are not considered as defects.

Alterations to the doors will void this warranty.

## Interior Door Options and Adders

### Jamb Adders: 6/8 Doors Only

From 4-9/16" Oak Veneer TO:	1/0 - 6/0	
4-5/8" Oak Wood Edge	12.00	
4-13/16" Oak Wrapped	7.00	
5-1/4" Oak Wrapped	19.00	
6-9/16" Oak Wrapped	26.00	
4-9/16" Oak Veneer - Wood Core	29.00	
4-9/16" Solid Oak	121.00	
2 PC Split From 4-9/16" to 6-9/16"	41.00	
4-9/16" FJ Primed Pine	19.00	
5" to 6-9/16" FJ Primed Pine	106.00	
4-9/16" FJ Primed Poplar	35.00	
4-5/8" - 6-9/16" FJ Primed Poplar	107.00	
From 4-9/16" Birch TO:	1/0 - 6/0	
4-5/8" Birch Wood Edge	9.00	
4-13/16" Birch Wrapped	10.00	
5-1/4" Birch Wrapped	19.00	
2 PC Split From 4-9/16" to 6-9/16"	62.00	
4-9/16" FJ Primed Pine	10.00	
4-13/16" or 4-7/8" FJ Primed Pine	14.00	
5" to 6-9/16" FJ Primed Pine	97.00	
4-9/16" FJ Primed Poplar	26.00	
4-5/8" - 6-9/16" FJ Primed Poplar	98.00	
From 4-9/16" Primed Jamb TO:	1/0 - 6/0	
4-13/16 or 4-7/8" Primed	4.00	
6-9/16" Primed	40.00	
7-1/4" Primed	72.00	
4-9/16" Primed Poplar	16.00	
4-5/8" to 6-9/16" FJ Primed Poplar	103.00	
4-9/16" Oak Veneer Jamb	-19.00	
4-9/16" Birch Veneer Jamb	-10.00	
4-9/16" Poplar Veneer Jamb	-21.00	
4-9/16" Maple Veneer Jamb	-5.00	
4-9/16" Solid Poplar	39.00	
From 4-9/16" Pine Veneer TO:	1/0 - 6/0	
4-13/16" Pine Veneer Wrapped	13.00	
4-9/16" Solid Pine	31.00	
2 PC Split From 4-9/16" to 6-9/16"	62.00	
4-9/16" Oak Veneer Jamb	1.00	
4-9/16" Birch Veneer Jamb	10.00	
4-9/16" Poplar Veneer Jamb	(1.00)	
4-9/16" Maple Veneer Jamb	15.00	
4-9/16" FJ Primed Pine	20.00	
4-13/16" or 4-7/8" FJ Primed Pine	24.00	
5" to 6-9/16" FJ Primed Pine	60.00	
6-5/8" to 7-1/4" FJ Primed Pine	92.00	
4-9/16" FJ Primed Poplar	36.00	
4-5/8" to 6-9/16" FJ Primed Poplar	123.00	

### Hinge Adders:

Colors include: Bright Brass, Bright Chrome, Antique Nickel, Black Satin Nickel, Brushed Chrome, Antique Brass, Oil Rubbed Bronze

Colored Hinges	6/8 & 7/0	8/0
per Single Door	6.00	8.00
per Double Door	12.00	16.00
Square Corner Adder	6/8 & 7/0	8/0
per Single Door	12.00	16.00
per Double Door	24.00	32.00

### Hardware Adders:

Hardware	
Ball Catch	14.00
Peepsite	18.00
Flush Bolt	24.00

### 6/8 Door Casing Adders:

Per Side Specify Either Mitered and Loose or U'D

FJ Primed Pine	1/0 - 3/0	3/1 - 6/0
#356 11/16" x 2-1/4"	call for quote	call for quote
#327J 11/16" x 2-1/4"	call for quote	call for quote
#366 11/16" x 2-1/4"	call for quote	call for quote
#444LJ 11/16" x 3-1/4"	call for quote	call for quote
#445J 11/16" x 3-1/4"	call for quote	call for quote
#24112 PCAJ 11/16" x 3-1/2"	call for quote	call for quote
MDF - Primed	1/0 - 3/0	3/1 - 6/0
#356 5/8" x 2-1/4"	call for quote	call for quote
#444 5/8" x 3-1/4"	call for quote	call for quote
#24112 CCAM 3/4" x 3-1/2"	call for quote	call for quote
#24112 PCAM 3/4" x 3-1/2"	call for quote	call for quote
#523M 1" x 3-1/2"	call for quote	call for quote
#421M 3/4" x 3-1/4"	call for quote	call for quote
#473LM 5/8" x 2-1/4"	call for quote	call for quote
#472M 5/8" x 2-1/2"	call for quote	call for quote
FJ Primed Poplar		
#9000PRI 5/8" x 2-1/4"	call for quote	call for quote
#9037PRI 5/8" x 3-1/4"	call for quote	call for quote
#413LPRI 3/4" x 3-1/4"	call for quote	call for quote
#9831PRI 11/16" x 3-1/4"	call for quote	call for quote
#9931PRI 5/8" x 3-1/2"	call for quote	call for quote
#9035PRI 11/16" x 3-1/2"	call for quote	call for quote
Red Oak	1/0 - 3/0	3/1 - 6/0
#356 1/2" x 2-1/4"	call for quote	call for quote
Poplar	1/0 - 3/0	3/1 - 6/0
#356 1/2" x 2-1/4"	call for quote	call for quote
Maple	1/0 - 3/0	3/1 - 6/0
#356 1/2" x 2-1/4"	call for quote	call for quote
Clear Pine	1/0 - 3/0	3/1 - 6/0
#356 1/2" x 2-1/4"	call for quote	call for quote

### Prefinish Casing Adders:

Prefinish Casing Sets	1/0 - 3/0	3/1 - 6/0
All profiles add per side	14.00	19.00
Prefinish Cased Opening		1/0 - 6/0
Per Set		26.00

### Miscellaneous Adders:

Miscellaneous Adders:	
Casing Applied One Side	7.00
2-3/8" Backset	N/C
Prep for Mortise Latch (Radius Corner)	N/C
Prep for Mortise Latch (Square Corner)	10.00
Split Jamb - Additional Jamb Set +	15.00
HC / Pnl Cut in Width or Hgt per Cut	45.00
SC Cut Down in Width or Hgt per Cut	60.00
Door Bored for Dead Bolt / Finger Pull	11.00
Door Prepped for MaC Spec	20.00
Door Prepped Non-Standard Spec	40.00
Bi-Pass or Bifold Jamb Set-up	11.00
Shoe/Stop Applied on Bi-Pass or Bifold	13.00

### Alder Chevron Louver Inserts Adder:

Installed	1-3/8" & 1-3/4"	Installed	1-3/8" & 1-3/4"
14" x 22"	183.00	12" x 24"	179.00
16" x 22"	198.00	16" x 24"	209.00
18" x 22"	212.00	20" x 24"	245.00
20" x 22"	230.00	22" x 24"	269.00
22" x 22"	253.00	24" x 24"	284.00
24" x 22"	267.00	28" x 24"	388.00

Assembled Units can NOT be cancelled or returned

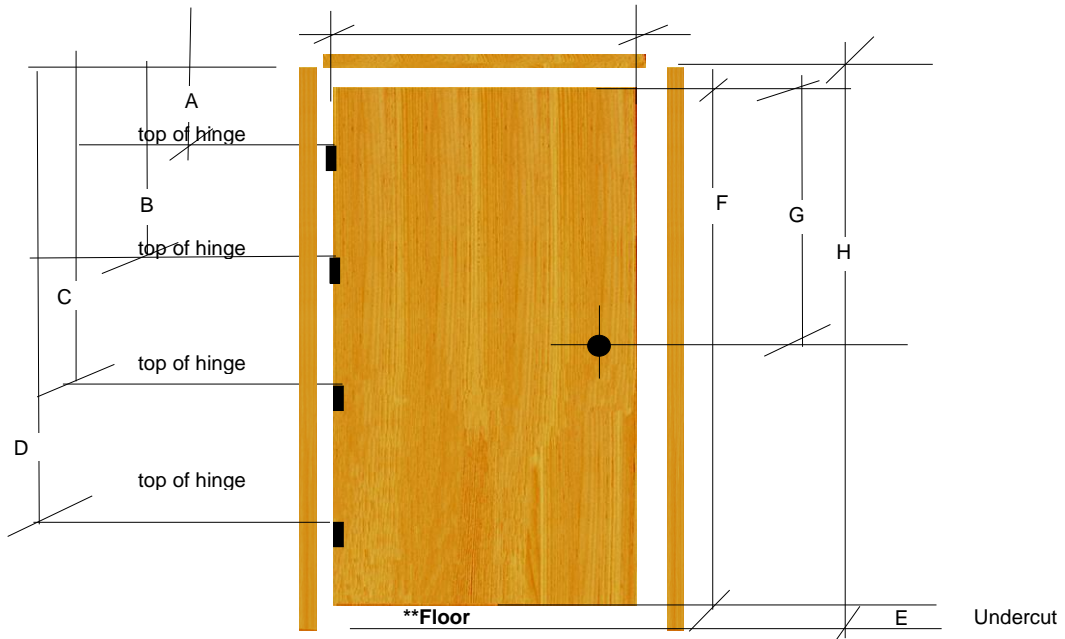
McMahon and Company W 213 N 16910 Industrial Dr Jackson WI 53037 Phone 1-262-677-9900 Fax 1-262-677-1200

www.macdoors.com



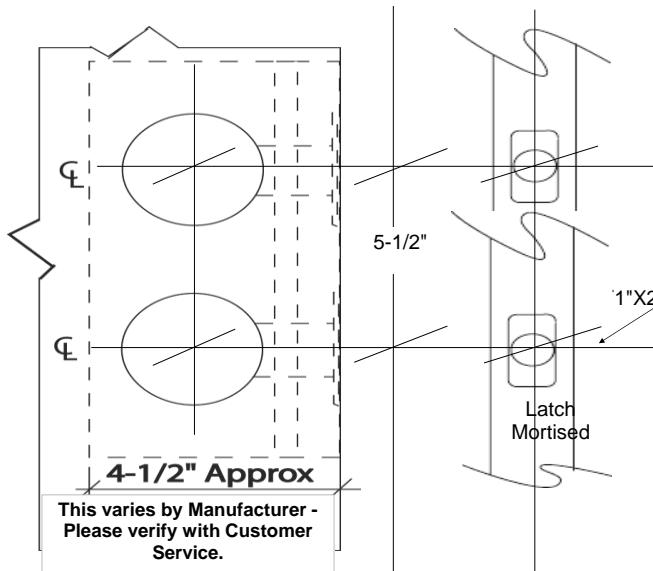
# Interior Door Specifications

## Rough Opening Chart and Handing Chart



Net Size	Hinge	A	B	C	D	E	F	G	H
6/8	3-1/2"	7-1/16"	36-5/16"	65-9/16"	N/A	7/8"	80"	44"	81-11/16"
7/0	3-1/2"	7-1/16"	38-5/16"	69-9/16"	N/A	7/8"	84"	48"	85-11/16"
8/0	3-1/2"	7-1/16"	31-13/16"	56-11/16"	81-9/16"	7/8"	96"	60"	97-11/16"
Net Size	Hinge	A	B	C	D	E	F	G	H
6/8	4"	6-13/16"	36-1/16"	65-5/16"	N/A	7/8"	80"	44"	81-11/16"
7/0	4"	6-13/16"	38-1/16"	69-5/16"	N/A	7/8"	84"	48"	85-11/16"
8/0	4"	6-13/16"	31-9/16"	56-7/16"	81-5/16"	7/8"	96"	60"	97-11/16"

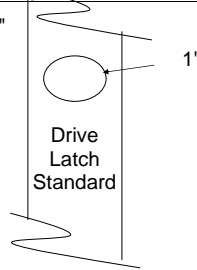
### Lock Preparation Lock Specifications



Lock Bore	2-1/8"
Backset	2-3/4"
Lock Edge Prep	1" x 2-1/4"

#### Single Bore with Optional Deadbolt shown

Drive Bolt Standard  
Mortised Edge Prep Optional  
Only Furnish when Specified

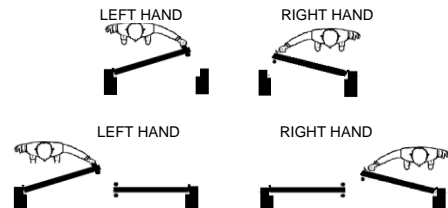


### Rough Openings:

Prehung w/ Jamb	Width	Height
Single Door	2"	2"
Double Door w/ Ball Catches	2"	2"
Double Door w/ Astragal	2-1/2"	2"
Bi-Pass Unit	1"	2"
Bifold Prehung Units	2"	2"

Add to actual door size. (3/0 x 6/8 single prehung RO = 38" x 82")

### Handing Chart:



Assembled Units can NOT be cancelled or returned

# Flush Natural Birch (Rotary)



Natural Birch

Natural Birch Size	Hollow Core		Solid Core		Solid Core		Solid Core	
	1-3/8" Slab 6/8	1-3/8" Pre-Hung 6/8	1-3/8" Slab 6/8	1-3/8" Pre-Hung 6/8	1-3/4" Slab 6/8	1-3/4" Pre-Hung 6/8	1-3/4" Slab 7/0	1-3/4" Pre-Hung 7/0
1/0	180.00	281.00						
1/2	180.00	281.00						
1/3	180.00	281.00						
1/4	180.00	281.00						
1/6	153.00	254.00	237.00	353.00				
1/8	169.00	270.00						
1/10	200.00	301.00						
2/0	169.00	270.00	237.00	353.00	282.00	398.00		
2/2	192.00	293.00	306.00	422.00				
2/4	192.00	293.00	259.00	375.00	307.00	423.00		
2/6	196.00	297.00	281.00	397.00	334.00	450.00		
2/8	205.00	306.00	285.00	401.00	285.00	401.00		
2/10	219.00	320.00	307.00	423.00	362.00	478.00		
3/0	219.00	320.00	307.00	423.00	307.00	423.00	394.00	555.00
<b>Double Doors</b>	<b>B/C</b>	<b>AST</b>	<b>B/C</b>	<b>AST</b>	<b>B/C</b>	<b>AST</b>	<b>B/C</b>	<b>AST</b>
3/0	456.00	567.00	652.00	745.00				
4/0	488.00	599.00	652.00	745.00	742.00	835.00		
5/0	542.00	653.00	740.00	833.00	846.00	939.00		
6/0	588.00	699.00	792.00	885.00	792.00	885.00	1,046.00	1,139.00
<b>Bifolds</b>	<b>Slabs</b>	<b>PH/KD</b>	<b>Slabs</b>	<b>PH/KD</b>	<b>Slabs</b>	<b>PH/KD</b>	<b>Slabs</b>	<b>PH/KD</b>
2/0	278.00	364.00						
2/6	296.00	382.00						
3/0	315.00	401.00						
4/0	556.00	642.00						
5/0	592.00	678.00						
6/0	630.00	716.00						
<b>Bi-Pass Units</b>								
4/0	459.00		595.00		685.00			
5/0	513.00		683.00		789.00			
6/0	559.00		735.00		735.00		909.00	

From 4-9/16" Birch Veneer TO:	1/0 - 6/0
4-5/8" Birch Wood Edge	9.00
4-13/16" Birch Wrapped	10.00
5-1/4" Birch Wrapped	19.00
2 PC Split From 4-9/16" to 6-9/16"	62.00
4-9/16" FJ Primed Pine	10.00
4-13/16" or 4-7/8" FJ Primed Pine	14.00
5" to 6-9/16" FJ Primed Pine	97.00
<b>Colored Hinges</b>	<b>6/8 &amp; 7/0</b>
per Door For Double Doors x 2	6.00
<b>Misc. Adders</b>	
HC / Pnl Cut in Width or Hgt per Cut	45.00
SC Cut Down in Width or Hgt per Cut	60.00
Door Prepped for MaC Spec	20.00
Door Prepped Non-Standard Spec	40.00
Shoe/Stop Applied on Bi-Pass or Bifold	13.00
Bi-Pass or Bifold Jamb Set-up	11.00

Prefinishing Adders:	
Hollow Core Slab	57.00
Hollow Core Bifold - 2 DR	70.00
Hollow Core Bifold - 4 DR	139.00
Solid Core Slab	85.00
Prefinishing Prehung Adders:	
Hollow Core - Single	85.00
Hollow Core - Double/Bi-Pass	156.00
Solid Core - Single	104.00
Solid Core - Double/Bi-Pass	201.00
Hollow Core Bifold - 2 Door	98.00
Hollow Core Bifold - 4 Door	195.00

Cased Openings		1/0 - 6/0
4-9/16" Primed		96.00
4-9/16" Oak Veneer		77.00
4-9/16" Birch Veneer		86.00

For additional options see page 4.

**Pre-Hung Units Include:** 4-9/16" Birch Veneer Jamb with 1-1/4" Maple Colonial Stop.(Casing NOT Included)  
 1-1/2 Pair (3) Zinc Dichromate Hinges  
 2-3/4" Backset with 1" Edge Bore (Prepared for Drive Latch)  
 Slab Doors are 3/16" Undersized and Beveled 1 side

**\*\*W/BC** = Ball Catch  
**\*W/AST** = With Maple Astragal and Top Flush Bolt

Assembled Units can NOT be cancelled or returned

McMahon and Company W 213 N 16910 Industrial Dr Jackson WI 53037 Phone 1-262-677-9900 Fax 1-262-677-1200

www.macdoors.com



**Flush Red Oak (Plain Sliced)**

**MaC's Platinum Prefinishing:**

**Standard MaC Colors:** Spring Oak, Honey, Rosewood, Cedar, Autumn, Royal, Spice & Paprika. See prefinishing adders below.

**Custom Colors Available:**

Contact Customer Service for details.



Red Oak

**SHADED AREA  
SPECIAL ORDER**

Oak Size	Hollow Core		Solid Core		Solid Core		Solid Core	
	1-3/8" Slab 6/8	1-3/8" Pre-Hung 6/8	1-3/8" Slab 6/8	1-3/8" Pre-Hung 6/8	1-3/4" Slab 6/8	1-3/4" Pre-Hung 6/8	1-3/4" Slab 7/0	1-3/4" Pre-Hung 7/0
1/0	195.00	287.00						
1/2	195.00	287.00						
1/3	195.00	287.00						
1/4	195.00	287.00						
1/6	165.00	257.00	258.00	365.00				
1/8	184.00	276.00						
1/10	218.00	310.00						
2/0	184.00	276.00	258.00	365.00	306.00	413.00		
2/2	246.00	338.00	332.00	439.00				
2/4	208.00	300.00	281.00	388.00	334.00	441.00		
2/6	214.00	306.00	306.00	413.00	362.00	469.00		
2/8	223.00	315.00	310.00	417.00	365.00	472.00		
2/10	239.00	331.00	334.00	441.00	393.00	500.00		
3/0	239.00	331.00	334.00	441.00	393.00	500.00	491.00	643.00
<b>Double Doors</b>	<b>B/C</b>	<b>AST</b>	<b>B/C</b>	<b>AST</b>	<b>B/C</b>	<b>AST</b>	<b>B/C</b>	<b>AST</b>
3/0	471.00	582.00	685.00	778.00	781.00	874.00		
4/0	509.00	620.00	685.00	778.00	837.00	930.00		
5/0	569.00	680.00	781.00	874.00	893.00	986.00		
6/0	619.00	730.00	837.00	930.00	955.00	1,048.00	1,231.00	1,324.00
<b>Bifolds</b>	<b>Slabs</b>	<b>PH/KD</b>	<b>Slabs</b>	<b>PH/KD</b>	<b>Slabs</b>	<b>PH/KD</b>	<b>Slabs</b>	<b>PH/KD</b>
2/0	250.00	327.00						
2/6	264.00	341.00						
2/8	334.00	411.00						
3/0	282.00	359.00						
4/0	500.00	577.00						
5/0	528.00	605.00						
6/0	564.00	641.00						
<b>Bi-Pass Units</b>								
4/0		480.00		628.00		724.00		
5/0		540.00		724.00		836.00		
6/0		590.00		780.00		898.00		1,124.00

From 4-9/16" Oak Veneer TO:	1/0 - 6/0
4-5/8" Oak Wood Edge	12.00
4-13/16" Oak Wrapped	7.00
5-1/4" Oak Wrapped	19.00
6-9/16" Oak Wrapped	26.00
4-9/16" Oak Veneer - Wood Core	29.00
4-9/16" Solid Oak	121.00
2 PC Split From 4-9/16" to 6-9/16"	41.00
4-9/16" FJ Primed Pine	19.00
5" to 6-9/16" FJ Primed Pine	106.00

Colored Hinges	6/8 & 7/0
per Door For Double Doors x 2	6.00

Misc. Adders	
HC / Pnl Cut in Width or Hgt per Cut	45.00
SC Cut Down in Width or Hgt per Cut	60.00
Door Prepped for MaC Spec	20.00
Door Prepped Non-Standard Spec	40.00
Shoe/Stop Applied on Bi-Pass or Bifold	13.00
Bi-Pass or Bifold Jamb Set-up	11.00

Prefinishing Adders:	
Hollow Core Slab	57.00
Hollow Core Bifold - 2 DR	70.00
Hollow Core Bifold - 4 DR	139.00
Solid Core Slab	85.00
Prefinishing Prehung Adders:	
Hollow Core - Single	85.00
Hollow Core - Double/Bi-Pass	156.00
Solid Core - Single	104.00
Solid Core - Double/Bi-Pass	201.00
Hollow Core Bifold - 2 Door	98.00
Hollow Core Bifold - 4 Door	195.00

Cased Openings	1/0 - 6/0
4-9/16" Primed	96.00
4-9/16" Oak Veneer	77.00
4-9/16" Birch Veneer	86.00

For additional options see page 4.

**Pre-Hung Units Include:** 4-9/16" Oak Veneer Jamb with 1-1/4" Oak Colonial Stop.(Casing NOT Included)

- 1-1/2 Pair (3) Zinc Dichromate Hinges
- 2-3/4" Backset with 1" Edge Bore (Prepared for Drive Latch)
- Slab Doors are 3/16" Undersized and Beveled 1 side

- \*\*W/BC = Ball Catch
- \*W/AST = With Oak Astragal and Top Flush Bolt

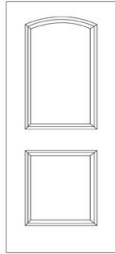
Assembled Units can NOT be cancelled or returned

McMahon and Company W 213 N 16910 Industrial Dr Jackson WI 53037 Phone 1-262-677-9900 Fax 1-262-677-1200

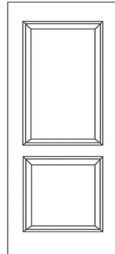


**6/8 Stock Hollow Core  
Molded Panel Doors & Primed Flush Hardboard**

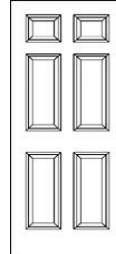
**SHADED AREA  
SPECIAL ORDER**



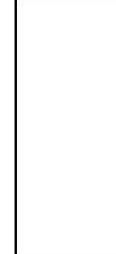
2 P ROM



2 P SQ SM



6 P SM



Primed Flush

Size	2 P ROM Hollow Core		2 P SQ SM Hollow Core		Stock Molded Hollow Core		Primed Flush Hollow Core	
	1-3/8" Slab 6/8	1-3/8" Pre-Hung 6/8	1-3/8" Slab 6/8	1-3/8" Pre-Hung 6/8	1-3/8" Slab 6/8	1-3/8" Pre-Hung 6/8	1-3/8" Slab 6/8	1-3/8" Pre-Hung 6/8
1/0	160.00	271.00	160.00	271.00	160.00	271.00	136.00	247.00
1/2	160.00	271.00	160.00	271.00	160.00	271.00	136.00	247.00
1/3	160.00	271.00	160.00	271.00	160.00	271.00	136.00	247.00
1/4	160.00	271.00	100.00	211.00	100.00	211.00	136.00	247.00
1/6	100.00	211.00	100.00	211.00	100.00	211.00	91.00	202.00
1/8	167.00	278.00	107.00	218.00	107.00	218.00	141.00	252.00
1/10	167.00	278.00	107.00	218.00	107.00	218.00	141.00	252.00
2/0	107.00	218.00	107.00	218.00	107.00	218.00	96.00	207.00
2/2	116.00	227.00	116.00	227.00	116.00	227.00	104.00	215.00
2/4	116.00	227.00	116.00	227.00	116.00	227.00	104.00	215.00
2/6	118.00	229.00	118.00	229.00	118.00	229.00	107.00	218.00
2/8	121.00	232.00	121.00	232.00	121.00	232.00	108.00	219.00
2/10	129.00	240.00	129.00	240.00	129.00	240.00	113.00	224.00
3/0	129.00	240.00	129.00	240.00	129.00	240.00	113.00	224.00
<b>Double Doors</b>	<b>B/C</b>	<b>AST</b>	<b>B/C</b>	<b>AST</b>	<b>B/C</b>	<b>AST</b>	<b>B/C</b>	<b>AST</b>
3/0	358.00	401.00	358.00	401.00	358.00	401.00	340.00	383.00
4/0	372.00	415.00	372.00	415.00	372.00	415.00	350.00	393.00
5/0	394.00	437.00	394.00	437.00	394.00	437.00	372.00	415.00
6/0	416.00	459.00	416.00	459.00	416.00	459.00	384.00	427.00
<b>Bifolds</b>	<b>Slabs</b>	<b>PH/KD</b>	<b>Slabs</b>	<b>PH/KD</b>	<b>Slabs</b>	<b>PH/KD</b>	<b>Slabs</b>	<b>PH/KD</b>
2/0	182.00	283.00	182.00	283.00	182.00	283.00	171.00	272.00
2/6	192.00	293.00	192.00	293.00	192.00	293.00	185.00	286.00
2/8	221.00	322.00	221.00	322.00	221.00	322.00	223.00	324.00
3/0	201.00	302.00	201.00	302.00	201.00	302.00	203.00	304.00
4/0	364.00	465.00	364.00	465.00	364.00	465.00	342.00	443.00
5/0	384.00	485.00	384.00	485.00	384.00	485.00	370.00	471.00
6/0	402.00	503.00	402.00	503.00	402.00	503.00	406.00	507.00
<b>Bi-Pass Units</b>								
4/0		345.00		345.00		345.00		323.00
5/0		367.00		367.00		367.00		345.00
6/0		389.00		389.00		389.00		357.00

From 4-9/16" Primed Jamb TO:		1/0 - 6/0
4-13/16 or 4-7/8" Primed		4.00
6-9/16" Primed		40.00
7-1/4" Primed		72.00
4-9/16" Primed Poplar		16.00
4-5/8" to 6-9/16" FJ Primed Poplar		103.00
4-9/16" Oak Veneer Jamb		-19.00
4-9/16" Birch Veneer Jamb		-10.00
4-9/16" Poplar Veneer Jamb		-21.00
4-9/16" Maple Veneer Jamb		-5.00
4-9/16" Solid Poplar		39.00
<b>Colored Hinges</b>		<b>6/8</b>
per Door For Double Doors x 2		6.00
<b>Misc. Adders</b>		
HC / Pnl Cut in Width or Hgt per Cut		45.00
SC Cut Down in Width or Hgt per Cut		60.00
Door Prepped for <b>MaC</b> Spec		20.00
Door Prepped Non-Standard Spec		40.00
Shoe/Stop Applied on Bi-Pass or Bifold		13.00
Bi-Pass or Bifold Jamb Set-up		11.00

Prenishing Adders:	
Hollow Core Slab	57.00
Hollow Core Bifold - 2 DR	70.00
Hollow Core Bifold - 4 DR	139.00
Solid Core Slab	85.00
<b>Prenishing Prehung Adders:</b>	
Hollow Core - Single	85.00
Hollow Core - Double/Bi-Pass	156.00
Solid Core - Single	104.00
Solid Core - Double/Bi-Pass	201.00
Hollow Core Bifold - 2 Door	98.00
Hollow Core Bifold - 4 Door	195.00

Cased Openings	1/0 - 6/0
4-9/16" Primed	96.00
4-9/16" Oak Veneer	77.00
4-9/16" Birch Veneer	86.00

**For additional options see page 4.**

**Pre-Hung Units Include:** 4-9/16" Primed Jamb with Primed Colonial Stop.(Casing NOT Included)  
 1-1/2 Pair (3) Zinc Dichromate Hinges  
 2-3/4" Backset with 1" Edge Bore (Prepared for Drive Latch)  
 Molded Slab Doors are 3/16" Undersized and Beveled 2 sides - Flush Doors are 3/16" Under Beveled 1 side  
 Assembled Units can NOT be cancelled or returned

**\*\*WBC** = Ball Catch  
**\*\*WAST** = With Primed Astragal Top Flush Bolt

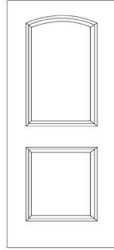


**Stock Solid Core**

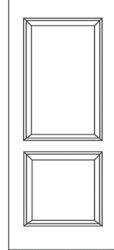


**Molded Panel Doors & Primed Flush Hardboard**

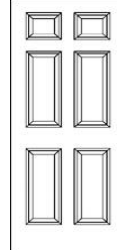
**SHADED AREA  
SPECIAL ORDER**




2 P ROM



2 P SQ SM



6 P SM



Primed Flush

Size	2 P ROM, SQ SM & 6 P SM Solid Core		2 P SQ SM ONLY Solid Core		2 P SQ SM ONLY Solid Core		Primed Flush Solid Core	
	1-3/8" Slab 6/8	1-3/8" Pre-Hung 6/8	1-3/8" Slab 7/0	1-3/8" Pre-Hung 7/0	1-3/4" Slab 8/0	1-3/4" Pre-Hung 8/0	1-3/8" Slab 6/8	1-3/8" Pre-Hung 6/8
1/0	259.00	370.00	306.00	435.00	418.00	551.00	252.00	363.00
1/2	259.00	370.00	306.00	435.00	418.00	551.00	252.00	363.00
1/3	259.00	370.00	306.00	435.00	418.00	551.00	252.00	363.00
1/4	199.00	310.00	306.00	435.00	418.00	551.00	252.00	363.00
1/6	199.00	310.00	246.00	375.00	358.00	491.00	192.00	303.00
1/8	220.00	331.00	262.00	391.00	365.00	498.00	257.00	368.00
2/0	220.00	331.00	262.00	391.00	365.00	498.00	197.00	308.00
2/2	235.00	346.00	291.00	420.00	371.00	504.00	202.00	313.00
2/4	235.00	346.00	291.00	420.00	371.00	504.00	202.00	313.00
2/6	239.00	350.00	293.00	422.00	373.00	506.00	203.00	314.00
2/8	239.00	350.00	307.00	436.00	382.00	515.00	215.00	326.00
2/10	248.00	359.00	316.00	445.00	391.00	524.00	224.00	335.00
3/0	248.00	359.00	316.00	445.00	391.00	524.00	224.00	335.00
<b>Double Doors</b>	<b>B/C</b>	<b>AST</b>	<b>B/C</b>	<b>AST</b>	<b>B/C</b>	<b>AST</b>	<b>B/C</b>	<b>AST</b>
2/0	676.00	719.00	800.00	843.00	1027.00	1070.00	662.00	705.00
2/4	676.00	719.00	800.00	843.00	1027.00	1070.00	662.00	705.00
2/6	676.00	719.00	800.00	843.00	1027.00	1070.00	662.00	705.00
2/8	556.00	599.00	800.00	843.00	1027.00	1070.00	662.00	705.00
3/0	556.00	599.00	680.00	723.00	907.00	950.00	542.00	585.00
4/0	598.00	641.00	712.00	755.00	921.00	964.00	552.00	715.00
4/4	628.00	671.00	770.00	813.00	933.00	976.00	562.00	595.00
4/8	628.00	671.00	770.00	813.00	933.00	976.00	562.00	605.00
5/0	636.00	679.00	774.00	817.00	937.00	980.00	564.00	605.00
5/4	636.00	679.00	802.00	845.00	955.00	998.00	588.00	607.00
5/8	654.00	697.00	820.00	863.00	973.00	1016.00	606.00	631.00
6/0	654.00	697.00	820.00	863.00	973.00	1016.00	606.00	649.00
<b>Bi-Pass Units</b>								
4/0	571.00		685.00		894.00		525.00	
5/0	609.00		747.00		910.00		537.00	
6/0	627.00		793.00		946.00		579.00	

From 4-9/16" Primed Jamb TO:		1/0 - 6/0
4-13/16 or 4-7/8" Primed		4.00
6-9/16" Primed		40.00
7-1/4" Primed		72.00
4-9/16" Primed Poplar		16.00
4-5/8" to 6-9/16" FJ Primed Poplar		103.00
4-9/16" Oak Veneer Jamb		-19.00
4-9/16" Birch Veneer Jamb		-10.00
4-9/16" Poplar Veneer Jamb		-21.00
4-9/16" Maple Veneer Jamb		-5.00
4-9/16" Solid Poplar		39.00
<b>Colored Hinges</b>	<b>6/8</b>	
per Door	For Double Doors x 2	6.00
<b>Misc. Adders</b>		
HC / Pnl Cut in Width or Hgt per Cut		45.00
SC Cut Down in Width or Hgt per Cut		60.00
Door Prepped for MaC Spec		20.00
Door Prepped Non-Standard Spec		40.00
Shoe/Stop Applied on Bi-Pass or Bifold		13.00
Bi-Pass or Bifold Jamb Set-up		11.00

Prefinishing Adders:	
Hollow Core Slab	57.00
Hollow Core Bifold - 2 DR	70.00
Hollow Core Bifold - 4 DR	139.00
Solid Core Slab	85.00
<b>Prefinishing Prehung Adders:</b>	
Hollow Core - Single	85.00
Hollow Core - Double/Bi-Pass	156.00
Solid Core - Single	104.00
Solid Core - Double/Bi-Pass	201.00
Hollow Core Bifold - 2 Door	98.00
Hollow Core Bifold - 4 Door	195.00

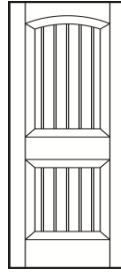
Cased Openings	1/0 - 6/0
4-9/16" Primed	96.00
4-9/16" Oak Veneer	77.00
4-9/16" Birch Veneer	86.00

**For additional options see page 4.**

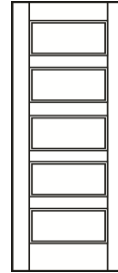
**Pre-Hung Units Include:** 4-9/16" Primed Jamb with Primed Colonial Stop. (Casing NOT Included)  
 1-1/2 Pair (3) Zinc Dichromate Hinges  
 2-3/4" Backset with 1" Edge Bore (Prepared for Drive Latch)  
 Molded Slab Doors are 3/16" Undersized and Beveled 2 sides - Flush Doors are 3/16" Under Beveled 1 side  
 Assembled Units can NOT be cancelled or returned

**\*\*W/BC** = Ball Catch  
**\*\*W/AST** = With Primed Astragal Top Flush Bolt

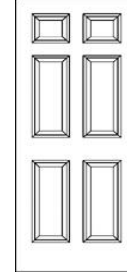
McMahon and Company W 213 N 16910 Industrial Dr Jackson WI 53037 Phone 1-262-677-9900 Fax 1-262-677-1200



Cheyenne



Riverside



6 P TXT

Size	Hollow Core		Solid Core		Solid Core	
	1-3/8" Slab 6/8	1-3/8" Pre-Hung 6/8	1-3/8" Slab 6/8	1-3/8" Pre-Hung 6/8	1-3/4" Slab 6/8	1-3/4" Pre-Hung 6/8
1/0	170.00	281.00	277.00	388.00	295.00	406.00
1/2	170.00	281.00	277.00	388.00	295.00	406.00
1/3	170.00	281.00	277.00	388.00	295.00	406.00
1/4	170.00	281.00	277.00	388.00	295.00	406.00
1/6	170.00	281.00	277.00	388.00	295.00	406.00
1/8	177.00	288.00	287.00	398.00	306.00	417.00
1/10	177.00	288.00	287.00	398.00	306.00	417.00
2/0	177.00	288.00	287.00	398.00	306.00	417.00
2/2	184.00	295.00	309.00	420.00	327.00	438.00
2/4	184.00	295.00	309.00	420.00	327.00	438.00
2/6	189.00	300.00	313.00	424.00	332.00	443.00
2/8	194.00	305.00	324.00	435.00	343.00	454.00
2/10	205.00	316.00	340.00	451.00	359.00	470.00
3/0	205.00	316.00	340.00	451.00	359.00	470.00
<b>Double Doors</b>	<b>B/C</b>	<b>AST</b>	<b>B/C</b>	<b>AST</b>	<b>B/C</b>	<b>AST</b>
3/0	498.00	555.00	712.00	775.00	748.00	813.00
4/0	512.00	555.00	732.00	775.00	770.00	813.00
5/0	536.00	579.00	784.00	827.00	822.00	865.00
6/0	568.00	611.00	838.00	881.00	876.00	919.00
<b>Bifolds</b>	<b>Slabs</b>	<b>PH/KD</b>				
2/0	242.00	343.00				
2/6	252.00	353.00				
2/8	261.00	362.00				
3/0	261.00	362.00				
4/0	484.00	585.00				
5/0	504.00	605.00				
6/0	522.00	623.00				
<b>Bi-Pass Units</b>						
4/0		485.00		705.00		743.00
5/0		509.00		757.00		795.00
6/0		541.00		811.00		849.00

From 4-9/16" Primed Jamb TO:		1/0 - 6/0
4-13/16 or 4-7/8" Primed		4.00
6-9/16" Primed		40.00
7-1/4" Primed		72.00
4-9/16" Primed Poplar		16.00
4-5/8" to 6-9/16" FJ Primed Poplar		103.00
4-9/16" Oak Veneer Jamb		-19.00
4-9/16" Birch Veneer Jamb		-10.00
4-9/16" Poplar Veneer Jamb		-21.00
4-9/16" Maple Veneer Jamb		-5.00
4-9/16" Solid Poplar		39.00
<b>Colored Hinges</b>	<b>6/8</b>	
per Door	For Double Doors x 2	6.00
<b>Misc. Adders</b>		
HC / Pnl Cut in Width or Hgt per Cut		45.00
SC Cut Down in Width or Hgt per Cut		60.00
Door Prepped for MaC Spec		20.00
Door Prepped Non-Standard Spec		40.00
Shoe/Stop Applied on Bi-Pass or Bifold		13.00
Bi-Pass or Bifold Jamb Set-up		11.00

Prefinishing Adders:	
Hollow Core Slab	57.00
Hollow Core Bifold - 2 DR	70.00
Hollow Core Bifold - 4 DR	139.00
Solid Core Slab	85.00
<b>Prefinishing Prehung Adders:</b>	
Hollow Core - Single	85.00
Hollow Core - Double/Bi-Pass	156.00
Solid Core - Single	104.00
Solid Core - Double/Bi-Pass	201.00
Hollow Core Bifold - 2 Door	98.00
Hollow Core Bifold - 4 Door	195.00

Cased Openings	1/0 - 6/0
4-9/16" Primed	96.00
4-9/16" Oak Veneer	77.00
4-9/16" Birch Veneer	86.00

For additional options see page 4.

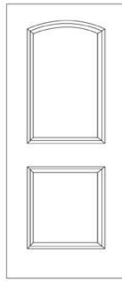
**Pre-Hung Units Include:** 4-9/16" Primed Jamb with Primed Colonial Stop.(Casing NOT Included)

- 1-1/2 Pair (3) Zinc Dichromate Hinges
- 2-3/4" Backset with 1" Edge Bore (Prepared for Drive Latch)
- Slab Doors are 3/16" Undersized and Beveled 2 sides

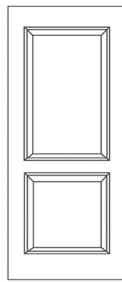
- \*\*W/BC = Ball Catch
- \*W/AST = With Primed Astragal and Top Flush Bolt

Assembled Units can NOT be cancelled or returned  
 McMahon and Company W 213 N 16910 Industrial Dr Jackson WI 53037 Phone 1-262-677-9900 Fax 1-262-677-1200

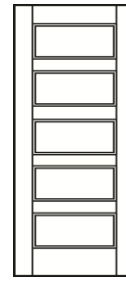
**Molded Panel Doors - Hollow Core & Solid Core**



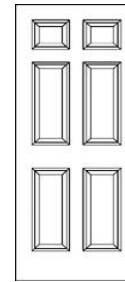
2 P ROM



2 P SM  
STOCK SC 1-3/8" X 7/0  
SEE PAGE #9 FOR PRICING



Riverside



6 P SM  
6 P TXT

	Solid Core		Solid Core	
	1-3/8" Slab 7/0	1-3/8" Pre-Hung 7/0	1-3/4" Slab 7/0	1-3/4" Pre-Hung 7/0
1/0	368.00	497.00	426.00	555.00
1/2	368.00	497.00	426.00	555.00
1/3	368.00	497.00	426.00	555.00
1/4	368.00	497.00	426.00	555.00
1/6	368.00	497.00	426.00	555.00
1/8	368.00	497.00	426.00	555.00
2/0	368.00	497.00	426.00	555.00
2/2	391.00	520.00	450.00	579.00
2/4	391.00	520.00	450.00	579.00
2/6	391.00	520.00	450.00	579.00
2/8	405.00	534.00	463.00	592.00
2/10	417.00	546.00	476.00	605.00
3/0	417.00	546.00	476.00	605.00
<b>Double Doors</b>	<b>B/C</b>	<b>AST</b>	<b>B/C</b>	<b>AST</b>
3/0	924.00	967.00	1040.00	1083.00
4/0	924.00	967.00	1040.00	1083.00
5/0	970.00	1013.00	1088.00	1131.00
6/0	1022.00	1065.00	1140.00	1183.00
<b>Bifolds</b>				
2/0				
2/6				
2/8				
3/0				
4/0				
5/0				
6/0				
<b>Bi-Pass Units</b>				
4/0		897.00		1013.00
5/0		943.00		1061.00
6/0		995.00		1113.00

From 4-9/16" Primed Jamb TO:	1/0 - 6/0
4-13/16 or 4-7/8" Primed	4.00
6-9/16" Primed	40.00
7-1/4" Primed	72.00
4-9/16" Primed Poplar	16.00
4-5/8" to 6-9/16" FJ Primed Poplar	103.00

Colored Hinges	7/0
per Door For Double Doors x 2	6.00
<b>Misc. Adders</b>	
HC / Pnl Cut in Width or Hgt per Cut	45.00
SC Cut Down in Width or Hgt per Cut	60.00
Door Prepped for <b>MaC</b> Spec	20.00
Door Prepped Non-Standard Spec	40.00
Shoe/Stop Applied on Bi-Pass or Bifold	13.00
Bi-Pass or Bifold Jamb Set-up	11.00

Prefinishing Adders:	7/0
Hollow Core Slab	63.00
Hollow Core Bifold - 2 DR	77.00
Hollow Core Bifold - 4 DR	153.00
Solid Core Slab	93.00
#730 Louver/Louver Slab	186.00
<b>Prefinishing Prehung Adders:</b>	
Hollow Core - Single	93.00
Hollow Core - Double/Bi-Pass	172.00
Solid Core - Single	115.00
Solid Core - Double/Bi-Pass	222.00
#730 Louver/Louver - Single	214.00
#730 Louver/Louver - Double/Bipass	428.00
Hollow Core Bifold - 2 Door	107.00
Hollow Core Bifold - 4 Door	214.00

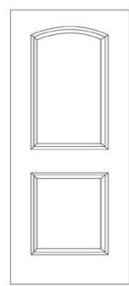
For additional options see page 4.

**Pre-Hung Units Include:** 4-9/16" Primed Jamb with Primed Colonial Stop.(Casing NOT Included)  
 1-1/2 Pair (3) Zinc Dichromate Hinges  
 2-3/4" Backset with 1" Edge Bore (Prepared for Drive Latch)  
 Slab Doors are 3/16" Undersized and Beveled 2 sides

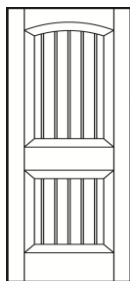
**\*\*W/BC** = Ball Catch  
**\*W/AST** = With Primed Astragal and Top Flush Bolt

Assembled Units can NOT be cancelled or returned  
 McMahon and Company W 213 N 16910 Industrial Dr Jackson WI 53037 Phone 1-262-677-9900 Fax 1-262-677-1200

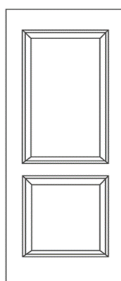
**Molded Panel Doors - Hollow Core & Solid Core**



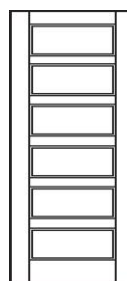
2 P ROM



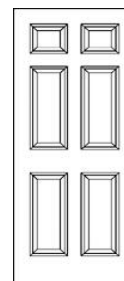
Cheyenne



2 P SM  
STOCK SC 1-3/4" X 8/0  
SEE PAGE #9 FOR PRICING



Riverside



6 P SM  
6 P TXT

Size	Solid Core		Solid Core	
	1-3/8" Slab 8/0	1-3/8" Pre-Hung 8/0	1-3/4" Slab 8/0	1-3/4" Pre-Hung 8/0
1/0	455.00	588.00	460.00	593.00
1/2	455.00	588.00	460.00	593.00
1/3	455.00	588.00	460.00	593.00
1/4	455.00	588.00	460.00	593.00
1/6	455.00	588.00	460.00	593.00
1/8	455.00	588.00	460.00	593.00
2/0	455.00	588.00	460.00	593.00
2/2	492.00	625.00	497.00	630.00
2/4	492.00	625.00	497.00	630.00
2/6	492.00	625.00	497.00	630.00
2/8	498.00	631.00	503.00	636.00
2/10	513.00	646.00	518.00	651.00
3/0	513.00	646.00	518.00	651.00
<b>Double Doors</b>	<b>B/C</b>	<b>AST</b>	<b>B/C</b>	<b>AST</b>
3/0	1101.00	1144.00	1111.00	1154.00
4/0	1101.00	1144.00	1111.00	1154.00
5/0	1175.00	1218.00	1185.00	1228.00
6/0	1217.00	1260.00	1227.00	1270.00
<b>Bifolds</b>				
2/0				
2/6				
2/8				
3/0				
4/0				
5/0				
6/0				
<b>Bi-Pass Units</b>				
4/0		1074.00		1084.00
5/0		1148.00		1158.00
6/0		1190.00		1200.00

From 4-9/16" Primed Jamb TO:	1/0 - 6/0
4-13/16 or 4-7/8" Primed	4.00
6-9/16" Primed	40.00
7-1/4" Primed	72.00
4-9/16" Primed Poplar	16.00
4-5/8" to 6-9/16" FJ Primed Poplar	103.00
4-9/16" Solid Poplar	39.00

Colored Hinges	8/0
per Door For Double Doors x 2	8.00

Misc. Adders	
HC / Pnl Cut in Width or Hgt per Cut	45.00
SC Cut Down in Width or Hgt per Cut	60.00
Door Prepped for MaC Spec	20.00
Door Prepped Non-Standard Spec	40.00
Shoe/Stop Applied on Bi-Pass or Bifold	13.00
Bi-Pass or Bifold Jamb Set-up	11.00

Prefinishing Adders:	8/0
Hollow Core Slab	85.00
Hollow Core Bifold - 2 DR	104.00
Hollow Core Bifold - 4 DR	208.00
Solid Core Slab	127.00

Prefinishing Prehung Adders:	8/0
Hollow Core - Single	127.00
Hollow Core - Double/Bi-Pass	234.00
Solid Core - Single	156.00
Solid Core - Double/Bi-Pass	302.00
Hollow Core Bifold - 2 Door	146.00
Hollow Core Bifold - 4 Door	292.00

**For additional options see page 4.**


**Pre-Hung Units Include:** 4-9/16" Primed Jamb with Primed Colonial Stop. (Casing NOT Included)  
 1-1/2 Pair (3) Zinc Dichromate Hinges  
 2-3/4" Backset with 1" Edge Bore (Prepared for Drive Latch)  
 Slab Doors are 3/16" Undersized and Beveled 2 sides

**\*\*W/BC = Ball Catch**  
**\*W/AST = With Primed Astragal and Top Flush Bolt**


Assembled Units can NOT be cancelled or returned  
 McMahon and Company W 213 N 16910 Industrial Dr Jackson WI 53037 Phone 1-262-677-9900 Fax 1-262-677-1200

West End Collection

**Masonite does not recommend Melrose to be used on double doors. When using doubles or Bi-Pass units, please use Berkley slabs.**



Melrose



Berkley

Size	Hollow Core		Solid Core		Solid Core	
	1-3/8" Slab 6/8	1-3/8" Pre-Hung 6/8	1-3/8" Slab 6/8	1-3/8" Pre-Hung 6/8	1-3/4" Slab 6/8	1-3/4" Pre-Hung 6/8
1/0	198.00	309.00	310.00	421.00	315.00	426.00
1/2	198.00	309.00	310.00	421.00	315.00	426.00
1/3	198.00	309.00	310.00	421.00	315.00	426.00
1/4	198.00	309.00	310.00	421.00	315.00	426.00
1/6	198.00	309.00	310.00	421.00	315.00	426.00
1/8	208.00	319.00	324.00	435.00	330.00	441.00
2/0	208.00	319.00	324.00	435.00	330.00	441.00
2/2	218.00	329.00	356.00	467.00	360.00	471.00
2/4	218.00	329.00	356.00	467.00	360.00	471.00
2/6	225.00	336.00	362.00	473.00	367.00	478.00
2/8	233.00	344.00	377.00	488.00	383.00	494.00
2/10	248.00	359.00	400.00	511.00	406.00	517.00
3/0	248.00	359.00	400.00	511.00	406.00	517.00
<b>Double Doors</b>	<b>B/C</b>	<b>AST</b>	<b>B/C</b>	<b>AST</b>	<b>B/C</b>	<b>AST</b>
3/0	554.00	597.00	778.00	821.00	788.00	831.00
4/0	574.00	617.00	806.00	849.00	818.00	861.00
5/0	608.00	651.00	882.00	925.00	892.00	935.00
6/0	654.00	697.00	958.00	1001.00	970.00	1013.00
<b>Bifolds</b>	<b>Slabs</b>	<b>PH/KD</b>				
2/0	321.00	422.00				
2/6	334.00	435.00				
3/0	347.00	448.00				
4/0	642.00	743.00				
5/0	668.00	769.00				
6/0	694.00	795.00				
<b>Bi-Pass Units</b>						
4/0		547.00		779.00		791.00
5/0		581.00		855.00		865.00
6/0		627.00		931.00		943.00

From 4-9/16" Primed Jamb TO:		1/0 - 6/0
4-13/16 or 4-7/8" Primed		4.00
6-9/16" Primed		40.00
7-1/4" Primed		72.00
4-9/16" Primed Poplar		16.00
4-5/8" to 6-9/16" FJ Primed Poplar		103.00
4-9/16" Oak Veneer Jamb		-19.00
4-9/16" Birch Veneer Jamb		-10.00
4-9/16" Poplar Veneer Jamb		-21.00
4-9/16" Maple Veneer Jamb		-5.00
4-9/16" Solid Poplar		39.00
<b>Colored Hinges</b>		<b>6/8</b>
per Door	For Double Doors x 2	6.00
<b>Misc. Adders</b>		
HC / Pnl Cut in Width or Hgt per Cut		45.00
SC Cut Down in Width or Hgt per Cut		60.00
Door Prepped for MaC Spec		20.00
Door Prepped Non-Standard Spec		40.00
Shoe/Stop Applied on Bi-Pass or Bifold		13.00
Bi-Pass or Bifold Jamb Set-up		11.00

Prefinishing Adders:		6/8
Hollow Core Slab		57.00
Hollow Core Bifold - 2 DR		70.00
Hollow Core Bifold - 4 DR		139.00
Solid Core Slab		85.00
<b>Prefinishing Prehung Adders:</b>		<b>6/8</b>
Hollow Core - Single		85.00
Hollow Core - Double/Bi-Pass		156.00
Solid Core - Single		104.00
Solid Core - Double/Bi-Pass		201.00
Hollow Core Bifold - 2 Door		98.00
Hollow Core Bifold - 4 Door		195.00

Cased Openings		1/0 - 6/0
4-9/16" Primed		96.00
4-9/16" Oak Veneer		77.00
4-9/16" Birch Veneer		86.00

**For additional options see page 4.**


**Pre-Hung Units Include:** 4-9/16" Primed Jamb with Primed Colonial Stop.(Casing NOT Included)  
 1-1/2 Pair (3) Zinc Dichromate Hinges  
 2-3/4" Backset with 1" Edge Bore (Prepared for Drive Latch)  
 Slab Doors are 3/16" Undersized and Beveled 2 sides

\*\*W/BC = Ball Catch  
 \*W/AST = With Primed Astragal and Top Flush Bolt


Assembled Units can NOT be cancelled or returned

McMahon and Company W 213 N 16910 Industrial Dr Jackson WI 53037 Phone 1-262-677-9900 Fax 1-262-677-1200

**Masonite does not recommend Melrose to be used on double doors. When using doubles or Bi-Pass units, please use Berkley slabs.**



Melrose



Berkley

Size	Solid Core		Solid Core	
	1-3/8" Slab 7/0	1-3/8" Pre-Hung 7/0	1-3/4" Slab 7/0	1-3/4" Pre-Hung 7/0
1/0	389.00	518.00	451.00	580.00
1/2	389.00	518.00	451.00	580.00
1/3	389.00	518.00	451.00	580.00
1/4	389.00	518.00	451.00	580.00
1/6	389.00	518.00	451.00	580.00
1/8	389.00	518.00	451.00	580.00
2/0	389.00	518.00	451.00	580.00
2/2	423.00	552.00	484.00	613.00
2/4	423.00	552.00	484.00	613.00
2/6	423.00	552.00	484.00	613.00
2/8	441.00	570.00	504.00	633.00
2/10	459.00	588.00	522.00	651.00
3/0	459.00	588.00	522.00	651.00
<b>Double Doors</b>	<b>B/C</b>	<b>AST</b>	<b>B/C</b>	<b>AST</b>
3/0	966.00	1009.00	1090.00	1133.00
4/0	966.00	1009.00	1090.00	1133.00
5/0	1034.00	1077.00	1156.00	1199.00
6/0	1106.00	1149.00	1232.00	1275.00
<b>Bifolds</b>				
2/0				
2/6				
3/0				
4/0				
5/0				
6/0				
<b>Bi-Pass Units</b>				
4/0		939.00		1063.00
5/0		1007.00		1129.00
6/0		1079.00		1205.00

From 4-9/16" Primed Jamb TO:		1/0 - 6/0
4-13/16 or 4-7/8" Primed		4.00
6-9/16" Primed		40.00
7-1/4" Primed		72.00
4-9/16" Primed Poplar		16.00
4-5/8" to 6-9/16" FJ Primed Poplar		103.00
<b>Colored Hinges</b>		<b>7/0</b>
per Door	For Double Doors x 2	6.00
<b>Misc. Adders</b>		
HC / Pnl Cut in Width or Hgt per Cut		45.00
SC Cut Down in Width or Hgt per Cut		60.00
Door Prepped for MaC Spec		20.00
Door Prepped Non-Standard Spec		40.00
Shoe/Stop Applied on Bi-Pass or Bifold		13.00
Bi-Pass or Bifold Jamb Set-up		11.00

Prefinishing Adders:		7/0
Hollow Core Slab		63.00
Hollow Core Bifold - 2 DR		77.00
Hollow Core Bifold - 4 DR		153.00
Solid Core Slab		93.00
<b>Prefinishing Prehung Adders:</b>		<b>7/0</b>
Hollow Core - Single		93.00
Hollow Core - Double/Bi-Pass		172.00
Solid Core - Single		115.00
Solid Core - Double/Bi-Pass		222.00
Hollow Core Bifold - 2 Door		107.00
Hollow Core Bifold - 4 Door		214.00

**For additional options see page 4.**

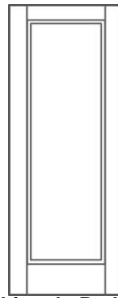
**Pre-Hung Units Include:** 4-9/16" Primed Jamb with Primed Colonial Stop.(Casing NOT Included)  
 1-1/2 Pair (3) Zinc Dichromate Hinges  
 2-3/4" Backset with 1" Edge Bore (Prepared for Drive Latch)  
 Slab Doors are 3/16" Undersized and Beveled 2 sides

**\*\*W/BC = Ball Catch**  
**\*W/AST = With Primed Astragal and Top Flush Bolt**

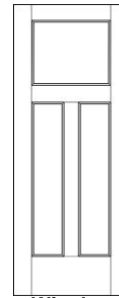
Assembled Units can NOT be cancelled or returned

McMahon and Company W 213 N 16910 Industrial Dr Jackson WI 53037 Phone 1-262-677-9900 Fax 1-262-677-1200

## Heritage Series



Lincoln Park



Winslow

Size	Hollow Core		Solid Core		Solid Core	
	1-3/8" Slab 6/8	1-3/8" Pre-Hung 6/8	1-3/8" Slab 6/8	1-3/8" Pre-Hung 6/8	1-3/4" Slab 6/8	1-3/4" Pre-Hung 6/8
1/0	206.00	317.00	322.00	433.00	326.00	437.00
1/2	206.00	317.00	322.00	433.00	326.00	437.00
1/3	206.00	317.00	322.00	433.00	326.00	437.00
1/4	206.00	317.00	322.00	433.00	326.00	437.00
1/6	206.00	317.00	322.00	433.00	326.00	437.00
1/8	215.00	326.00	335.00	446.00	339.00	450.00
2/0	215.00	326.00	335.00	446.00	339.00	450.00
2/2	224.00	335.00	363.00	474.00	367.00	478.00
2/4	224.00	335.00	363.00	474.00	367.00	478.00
2/6	230.00	341.00	369.00	480.00	374.00	485.00
2/8	237.00	348.00	383.00	494.00	389.00	500.00
2/10	250.00	361.00	404.00	515.00	408.00	519.00
3/0	250.00	361.00	404.00	515.00	408.00	519.00
<b>Double Doors</b>	<b>B/C</b>	<b>AST</b>	<b>B/C</b>	<b>AST</b>	<b>B/C</b>	<b>AST</b>
3/0	570.00	613.00	802.00	845.00	810.00	853.00
4/0	588.00	631.00	828.00	871.00	836.00	879.00
5/0	618.00	661.00	896.00	939.00	906.00	949.00
6/0	658.00	701.00	966.00	1009.00	974.00	1017.00
<b>Bifolds</b>	<b>Slabs</b>	<b>PH/KD</b>				
2/0	279.00	380.00				
2/6	291.00	392.00				
3/0	303.00	404.00				
4/0	558.00	659.00				
5/0	582.00	683.00				
6/0	606.00	707.00				
<b>Bi-Pass Units</b>						
4/0	561.00		801.00		809.00	
5/0	591.00		869.00		879.00	
6/0	631.00		939.00		947.00	

From 4-9/16" Primed Jamb TO:		1/0 - 6/0
4-13/16 or 4-7/8" Primed		4.00
6-9/16" Primed		40.00
7-1/4" Primed		72.00
4-9/16" Primed Poplar		16.00
4-5/8" to 6-9/16" FJ Primed Poplar		103.00
4-9/16" Oak Veneer Jamb		-19.00
4-9/16" Birch Veneer Jamb		-10.00
4-9/16" Poplar Veneer Jamb		-21.00
4-9/16" Maple Veneer Jamb		-5.00
4-9/16" Solid Poplar		39.00
<b>Colored Hinges</b>	<b>6/8</b>	
per Door For Double Doors x 2		6.00
<b>Misc. Adders</b>		
HC / Pnl Cut in Width or Hgt per Cut		45.00
SC Cut Down in Width or Hgt per Cut		60.00
Door Prepped for MaC Spec		20.00
Door Prepped Non-Standard Spec		40.00
Shoe/Stop Applied on Bi-Pass or Bifold		13.00
Bi-Pass or Bifold Jamb Set-up		11.00

Prefinishing Adders:		6/8
Hollow Core Slab		57.00
Hollow Core Bifold - 2 DR		70.00
Hollow Core Bifold - 4 DR		139.00
Solid Core Slab		85.00
<b>Prefinishing Prehung Adders:</b>	<b>6/8</b>	
Hollow Core - Single		85.00
Hollow Core - Double/Bi-Pass		156.00
Solid Core - Single		104.00
Solid Core - Double/Bi-Pass		201.00
Hollow Core Bifold - 2 Door		98.00
Hollow Core Bifold - 4 Door		195.00

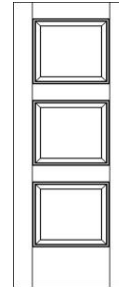
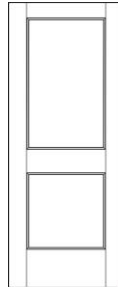
Cased Openings		1/0 - 6/0
4-9/16" Primed		96.00
4-9/16" Oak Veneer		77.00
4-9/16" Birch Veneer		86.00

For additional options see page 4.

**Pre-Hung Units Include:** 4-9/16" Primed Jamb with Primed Colonial Stop.(Casing NOT Included)

- 1-1/2 Pair (3) Zinc Dichromate Hinges
- 2-3/4" Backset with 1" Edge Bore (Prepared for Drive Latch)
- Slab Doors are 3/16" Undersized and Beveled 2 sides

- \*\*W/BC = Ball Catch
- \*W/AST = With Primed Astragal and Top Flush Bolt



Logan (Log)

Livingston (Liv)

Size	Log & Liv Hollow Core		Log & Liv Solid Core		Log & Liv Solid Core	
	1-3/8" Slab 6/8	1-3/8" Pre-Hung 6/8	1-3/8" Slab 6/8	1-3/8" Pre-Hung 6/8	1-3/4" Slab 6/8	1-3/4" Pre-Hung 6/8
1/0	211.00	322.00	329.00	440.00	333.00	444.00
1/2	211.00	322.00	329.00	440.00	333.00	444.00
1/3	211.00	322.00	329.00	440.00	333.00	444.00
1/4	211.00	322.00	329.00	440.00	333.00	444.00
1/6	211.00	322.00	329.00	440.00	333.00	444.00
1/8	220.00	331.00	341.00	452.00	346.00	457.00
2/0	220.00	331.00	341.00	452.00	346.00	457.00
2/2	228.00	339.00	370.00	481.00	375.00	486.00
2/4	228.00	339.00	370.00	481.00	375.00	486.00
2/6	235.00	346.00	376.00	487.00	381.00	492.00
2/8	242.00	353.00	390.00	501.00	396.00	507.00
2/10	256.00	367.00	412.00	523.00	416.00	527.00
3/0	256.00	367.00	412.00	523.00	416.00	527.00
<b>Double Doors</b>	<b>B/C</b>	<b>AST</b>	<b>B/C</b>	<b>AST</b>	<b>B/C</b>	<b>AST</b>
3/0	580.00	623.00	816.00	859.00	824.00	867.00
4/0	598.00	641.00	840.00	883.00	850.00	893.00
5/0	628.00	671.00	910.00	953.00	920.00	963.00
6/0	670.00	713.00	982.00	1025.00	990.00	1033.00
<b>Bifolds</b>	<b>Slabs</b>	<b>PH/KD</b>				
2/0	285.00	386.00				
2/6	297.00	398.00				
3/0	309.00	410.00				
4/0	570.00	671.00				
5/0	594.00	695.00				
6/0	618.00	719.00				
<b>Bi-Pass Units</b>						
4/0		571.00		813.00		823.00
5/0		601.00		883.00		893.00
6/0		643.00		955.00		963.00

From 4-9/16" Primed Jamb TO:		1/0 - 6/0
4-13/16 or 4-7/8" Primed		4.00
6-9/16" Primed		40.00
7-1/4" Primed		72.00
4-9/16" Primed Poplar		16.00
4-5/8" to 6-9/16" FJ Primed Poplar		103.00
4-9/16" Oak Veneer Jamb		-19.00
4-9/16" Birch Veneer Jamb		-10.00
4-9/16" Poplar Veneer Jamb		-21.00
4-9/16" Maple Veneer Jamb		-5.00
4-9/16" Solid Poplar		39.00
<b>Colored Hinges</b>	<b>6/8</b>	
per Door For Double Doors x 2		6.00
<b>Misc. Adders</b>		
HC / Pnl Cut in Width or Hgt per Cut		45.00
SC Cut Down in Width or Hgt per Cut		60.00
Door Prepped for MaC Spec		20.00
Door Prepped Non-Standard Spec		40.00
Shoe/Stop Applied on Bi-Pass or Bifold		13.00
Bi-Pass or Bifold Jamb Set-up		11.00

Prefinishing Adders:		6/8
Hollow Core Slab		57.00
Hollow Core Bifold - 2 DR		70.00
Hollow Core Bifold - 4 DR		139.00
Solid Core Slab		85.00
<b>Prefinishing Prehung Adders:</b>	<b>6/8</b>	
Hollow Core - Single		85.00
Hollow Core - Double/Bi-Pass		156.00
Solid Core - Single		104.00
Solid Core - Double/Bi-Pass		201.00
Hollow Core Bifold - 2 Door		98.00
Hollow Core Bifold - 4 Door		195.00

Cased Openings		1/0 - 6/0
4-9/16" Primed		96.00
4-9/16" Oak Veneer		77.00
4-9/16" Birch Veneer		86.00

For additional options see page 4.

**Pre-Hung Units Include:** 4-9/16" Primed Jamb with Primed Colonial Stop.(Casing NOT Included)

1-1/2 Pair (3) Zinc Dichromate Hinges **Note:** 8/0 Doors will have 4 hinges.

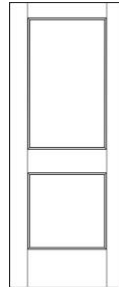
2-3/4" Backset with 1" Edge Bore (Prepared for Drive Latch)

Slab Doors are 3/16" Undersized and Beveled 2 sides

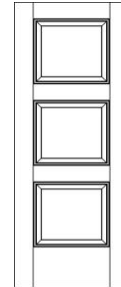
**\*\*W/BC** = Ball Catch

**\*W/AST** = With Primed Astragal and Top Flush Bolt





Logan (Log)



Livingston (Liv)

Size	Solid Core		Solid Core	
	1-3/8" Slab 7/0	1-3/8" Pre-Hung 7/0	1-3/4" Slab 7/0	1-3/4" Pre-Hung 7/0
1/0	429.00	558.00	490.00	619.00
1/2	429.00	558.00	490.00	619.00
1/3	429.00	558.00	490.00	619.00
1/4	429.00	558.00	490.00	619.00
1/6	429.00	558.00	490.00	619.00
1/8	429.00	558.00	490.00	619.00
2/0	429.00	558.00	490.00	619.00
2/2	462.00	591.00	524.00	653.00
2/4	462.00	591.00	524.00	653.00
2/6	462.00	591.00	524.00	653.00
2/8	481.00	610.00	543.00	672.00
2/10	499.00	628.00	561.00	690.00
3/0	499.00	628.00	561.00	690.00
<b>Double Doors</b>	<b>B/C</b>	<b>AST</b>	<b>B/C</b>	<b>AST</b>
3/0	1046.00	1089.00	1168.00	1211.00
4/0	1046.00	1089.00	1168.00	1211.00
5/0	1112.00	1155.00	1236.00	1279.00
6/0	1186.00	1229.00	1310.00	1353.00
<b>Bifolds</b>				
2/0				
2/6				
3/0				
4/0				
5/0				
6/0				
<b>Bi-Pass Units</b>				
4/0		1019.00		1141.00
5/0		1085.00		1209.00
6/0		1159.00		1283.00

From 4-9/16" Primed Jamb TO:		1/0 - 6/0
4-13/16 or 4-7/8" Primed		4.00
6-9/16" Primed		40.00
7-1/4" Primed		72.00
4-9/16" Primed Poplar		16.00
4-5/8" to 6-9/16" FJ Primed Poplar		103.00
4-9/16" Solid Poplar		39.00
<b>Colored Hinges</b>		<b>7/0</b>
per Door For Double Doors x 2		6.00
<b>Misc. Adders</b>		
HC / Pnl Cut in Width or Hgt per Cut		45.00
SC Cut Down in Width or Hgt per Cut		60.00
Door Prepped for MaC Spec		20.00
Door Prepped Non-Standard Spec		40.00
Shoe/Stop Applied on Bi-Pass or Bifold		13.00
Bi-Pass or Bifold Jamb Set-up		11.00

Prefinishing Adders:		7/0
Hollow Core Slab		63.00
Hollow Core Bifold - 2 DR		77.00
Hollow Core Bifold - 4 DR		153.00
Solid Core Slab		93.00
<b>Prefinishing Prehung Adders:</b>		<b>7/0</b>
Hollow Core - Single		93.00
Hollow Core - Double/Bi-Pass		172.00
Solid Core - Single		115.00
Solid Core - Double/Bi-Pass		222.00
Hollow Core Bifold - 2 Door		107.00
Hollow Core Bifold - 4 Door		214.00

**For additional options see page 4.**

**Pre-Hung Units Include:** 4-9/16" Primed Jamb with Primed Colonial Stop.(Casing NOT Included)

1-1/2 Pair (3) Zinc Dichromate Hinges **Note:** 8/0 Doors will have 4 hinges.

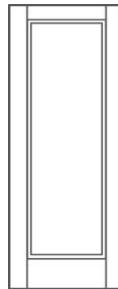
2-3/4" Backset with 1" Edge Bore (Prepared for Drive Latch)

Slab Doors are 3/16" Undersized and Beveled 2 sides

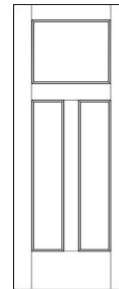
**\*\*W/BC** = Ball Catch

**\*W/AST** = With Primed Astragal and Top Flush Bolt

Heritage Series



Lincoln Park



Winslow

Size	Solid Core		Solid Core	
	1-3/8" Slab 7/0	1-3/8" Pre-Hung 7/0	1-3/4" Slab 7/0	1-3/4" Pre-Hung 7/0
1/0	421.00	550.00	480.00	609.00
1/2	421.00	550.00	480.00	609.00
1/3	421.00	550.00	480.00	609.00
1/4	421.00	550.00	480.00	609.00
1/6	421.00	550.00	480.00	609.00
1/8	421.00	550.00	480.00	609.00
2/0	421.00	550.00	480.00	609.00
2/2	453.00	582.00	514.00	643.00
2/4	453.00	582.00	514.00	643.00
2/6	453.00	582.00	514.00	643.00
2/8	471.00	600.00	533.00	662.00
2/10	489.00	618.00	550.00	679.00
3/0	489.00	618.00	550.00	679.00
<b>Double Doors</b>	<b>B/C</b>	<b>AST</b>	<b>B/C</b>	<b>AST</b>
3/0	1030.00	1073.00	1148.00	1191.00
4/0	1030.00	1073.00	1148.00	1191.00
5/0	1094.00	1137.00	1216.00	1259.00
6/0	1166.00	1209.00	1288.00	1331.00
<b>Bifolds</b>				
2/0				
2/6				
3/0				
4/0				
5/0				
6/0				
<b>Bi-Pass Units</b>				
4/0		1003.00		1121.00
5/0		1067.00		1189.00
6/0		1139.00		1261.00

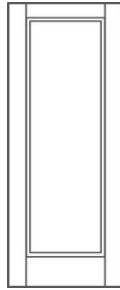
From 4-9/16" Primed Jamb TO:		1/0 - 6/0
4-13/16 or 4-7/8" Primed		4.00
6-9/16" Primed		40.00
7-1/4" Primed		72.00
4-9/16" Primed Poplar		16.00
4-5/8" to 6-9/16" FJ Primed Poplar		103.00
4-9/16" Solid Poplar		39.00
<b>Colored Hinges</b>		<b>7/0</b>
per Door For Double Doors x 2		6.00
<b>Misc. Adders</b>		
HC / Pnl Cut in Width or Hgt per Cut		45.00
SC Cut Down in Width or Hgt per Cut		60.00
Door Prepped for MaC Spec		20.00
Door Prepped Non-Standard Spec		40.00
Shoe/Stop Applied on Bi-Pass or Bifold		13.00
Bi-Pass or Bifold Jamb Set-up		11.00

Prefinishing Adders:		7/0
Hollow Core Slab		63.00
Hollow Core Bifold - 2 DR		77.00
Hollow Core Bifold - 4 DR		153.00
Solid Core Slab		93.00
<b>Prefinishing Prehung Adders:</b>		<b>7/0</b>
Hollow Core - Single		93.00
Hollow Core - Double/Bi-Pass		172.00
Solid Core - Single		115.00
Solid Core - Double/Bi-Pass		222.00
Hollow Core Bifold - 2 Door		107.00
Hollow Core Bifold - 4 Door		214.00

For additional options see page 4.

**Pre-Hung Units Include:** 4-9/16" Primed Jamb with Primed Colonial Stop.(Casing NOT Included)  
 1-1/2 Pair (3) Zinc Dichromate Hinges **Note:** 8/0 Doors will have 4 hinges.  
 2-3/4" Backset with 1" Edge Bore (Prepared for Drive Latch)  
 Slab Doors are 3/16" Undersized and Beveled 2 sides

**\*\*W/BC** = Ball Catch  
**\*W/AST** = With Primed Astragal and Top Flush Bolt



Lincoln Park

Size	Solid Core		Solid Core	
	1-3/8" Slab 8/0	1-3/8" Pre-Hung 8/0	1-3/4" Slab 8/0	1-3/4" Pre-Hung 8/0
1/0	508.00	641.00	506.00	639.00
1/2	508.00	641.00	506.00	639.00
1/3	508.00	641.00	506.00	639.00
1/4	508.00	641.00	506.00	639.00
1/6	508.00	641.00	506.00	639.00
1/8	508.00	641.00	506.00	639.00
2/0	508.00	641.00	506.00	639.00
2/2	559.00	692.00	558.00	691.00
2/4	559.00	692.00	558.00	691.00
2/6	559.00	692.00	558.00	691.00
2/8	568.00	701.00	566.00	699.00
2/10	589.00	722.00	586.00	719.00
3/0	589.00	722.00	586.00	719.00
<b>Double Doors</b>	<b>B/C</b>	<b>AST</b>	<b>B/C</b>	<b>AST</b>
3/0	1207.00	1250.00	1203.00	1246.00
4/0	1207.00	1250.00	1203.00	1246.00
5/0	1309.00	1352.00	1307.00	1350.00
6/0	1369.00	1412.00	1363.00	1406.00
<b>Bifolds</b>				
2/0				
2/6				
3/0				
4/0				
5/0				
6/0				
<b>Bi-Pass Units</b>				
4/0	1180.00		1176.00	
5/0	1282.00		1280.00	
6/0	1342.00		1336.00	

From 4-9/16" Primed Jamb TO:	1/0 - 6/0
4-13/16 or 4-7/8" Primed	4.00
6-9/16" Primed	40.00
7-1/4" Primed	72.00
4-9/16" Primed Poplar	16.00
4-5/8" to 6-9/16" FJ Primed Poplar	103.00
4-9/16" Solid Poplar	39.00
<b>Colored Hinges</b>	<b>8/0</b>
per Door For Double Doors x 2	8.00
<b>Misc. Adders</b>	
HC / Pnl Cut in Width or Hgt per Cut	45.00
SC Cut Down in Width or Hgt per Cut	60.00
Door Prepped for MaC Spec	20.00
Door Prepped Non-Standard Spec	40.00
Shoe/Stop Applied on Bi-Pass or Bifold	13.00
Bi-Pass or Bifold Jamb Set-up	11.00

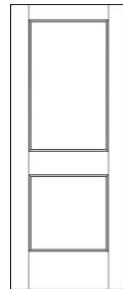
Prefinishing Adders:	8/0
Hollow Core Slab	85.00
Hollow Core Bifold - 2 DR	104.00
Hollow Core Bifold - 4 DR	208.00
Solid Core Slab	127.00
<b>Prefinishing Prehung Adders:</b>	<b>8/0</b>
Hollow Core - Single	127.00
Hollow Core - Double/Bi-Pass	234.00
Solid Core - Single	156.00
Solid Core - Double/Bi-Pass	302.00
Hollow Core Bifold - 2 Door	146.00
Hollow Core Bifold - 4 Door	292.00

For additional options see page 4.

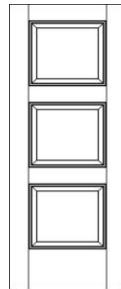
**Pre-Hung Units Include:** 4-9/16" Primed Jamb with Primed Colonial Stop.(Casing NOT Included)  
 1-1/2 Pair (3) Zinc Dichromate Hinges **Note:** 8/0 Doors will have 4 hinges.  
 2-3/4" Backset with 1" Edge Bore (Prepared for Drive Latch)  
 Slab Doors are 3/16" Undersized and Beveled 2 sides

**\*\*W/BC** = Ball Catch  
**\*W/AST** = With Primed Astragal and Top Flush Bolt

Assembled Units can NOT be cancelled or returned  
 McMahon and Company W 213 N 16910 Industrial Dr Jackson WI 53037 Phone 1-262-677-9900 Fax 1-262-677-1200



Logan



Livingston (Liv)

Size	Solid Core		Solid Core	
	1-3/8" Slab 8/0	1-3/8" Pre-Hung 8/0	1-3/4" Slab 8/0	1-3/4" Pre-Hung 8/0
1/0	518.00	651.00	515.00	648.00
1/2	518.00	651.00	515.00	648.00
1/3	518.00	651.00	515.00	648.00
1/4	518.00	651.00	515.00	648.00
1/6	518.00	651.00	515.00	648.00
1/8	518.00	651.00	515.00	648.00
2/0	518.00	651.00	515.00	648.00
2/2	571.00	704.00	569.00	702.00
2/4	571.00	704.00	569.00	702.00
2/6	571.00	704.00	569.00	702.00
2/8	580.00	713.00	578.00	711.00
2/10	601.00	734.00	598.00	731.00
3/0	601.00	734.00	598.00	731.00
<b>Double Doors</b>	<b>B/C</b>	<b>AST</b>	<b>B/C</b>	<b>AST</b>
3/0	1227.00	1270.00	1221.00	1264.00
4/0	1227.00	1270.00	1221.00	1264.00
5/0	1333.00	1376.00	1329.00	1372.00
6/0	1393.00	1436.00	1387.00	1430.00
<b>Bifolds</b>				
2/0				
2/6				
3/0				
4/0				
5/0				
6/0				
<b>Bi-Pass Units</b>				
4/0		1200.00		1194.00
5/0		1306.00		1302.00
6/0		1366.00		1360.00

From 4-9/16" Primed Jamb TO:		1/0 - 6/0
4-13/16 or 4-7/8" Primed		4.00
6-9/16" Primed		40.00
7-1/4" Primed		72.00
4-9/16" Primed Poplar		16.00
4-5/8" to 6-9/16" FJ Primed Poplar		103.00
4-9/16" Solid Poplar		39.00
<b>Colored Hinges</b>		<b>8/0</b>
per Door For Double Doors x 2		8.00
<b>Misc. Adders</b>		
HC / Pnl Cut in Width or Hgt per Cut		45.00
SC Cut Down in Width or Hgt per Cut		60.00
Door Prepped for MaC Spec		20.00
Door Prepped Non-Standard Spec		40.00
Shoe/Stop Applied on Bi-Pass or Bifold		13.00
Bi-Pass or Bifold Jamb Set-up		11.00

Prefinishing Adders:		8/0
Hollow Core Slab		85.00
Hollow Core Bifold - 2 DR		104.00
Hollow Core Bifold - 4 DR		208.00
Solid Core Slab		127.00
<b>Prefinishing Prehung Adders:</b>		<b>8/0</b>
Hollow Core - Single		127.00
Hollow Core - Double/Bi-Pass		234.00
Solid Core - Single		156.00
Solid Core - Double/Bi-Pass		302.00
Hollow Core Bifold - 2 Door		146.00
Hollow Core Bifold - 4 Door		292.00

For additional options see page 4.

**Pre-Hung Units Include:** 4-9/16" Primed Jamb with Primed Colonial Stop.(Casing NOT Included)  
 1-1/2 Pair (3) Zinc Dichromate Hinges **Note:** 8/0 Doors will have 4 hinges.  
 2-3/4" Backset with 1" Edge Bore (Prepared for Drive Latch)  
 Slab Doors are 3/16" Undersized and Beveled 2 sides


**\*\*W/BC** = Ball Catch  
**\*W/AST** = With Primed Astragal and Top Flush Bolt

Assembled Units can NOT be cancelled or returned

McMahon and Company W 213 N 16910 Industrial Dr Jackson WI 53037 Phone 1-262-677-9900 Fax 1-262-677-1200

## 7/0 Primed Flush Hardboard

**SHADED AREA  
SPECIAL ORDER**



Primed Flush

Size	Hollow Core		Solid Core		Solid Core	
	1-3/8" Slab 7/0	1-3/8" Pre-Hung 7/0	1-3/8" Slab 7/0	1-3/8" Pre-Hung 7/0	1-3/4" Slab 7/0	1-3/4" Pre-Hung 7/0
1/0	193.00	322.00	278.00	407.00	325.00	454.00
1/2	193.00	322.00	278.00	407.00	325.00	454.00
1/3	193.00	322.00	278.00	407.00	325.00	454.00
1/4	193.00	322.00	278.00	407.00	325.00	454.00
1/6	193.00	322.00	218.00	347.00	325.00	454.00
1/8	202.00	331.00	283.00	412.00	330.00	459.00
2/0	202.00	331.00	223.00	352.00	330.00	459.00
2/2	204.00	333.00	228.00	357.00	335.00	464.00
2/4	204.00	333.00	228.00	357.00	335.00	464.00
2/6	209.00	338.00	229.00	358.00	336.00	465.00
2/8	218.00	347.00	241.00	370.00	347.00	476.00
2/10	226.00	355.00	249.00	378.00	355.00	484.00
3/0	226.00	355.00	249.00	378.00	355.00	484.00
<b>Double Doors</b>	<b>B/C</b>	<b>AST</b>	<b>B/C</b>	<b>AST</b>	<b>B/C</b>	<b>AST</b>
3/0	574.00	617.00	624.00	667.00	838.00	881.00
4/0	592.00	635.00	634.00	677.00	848.00	891.00
5/0	606.00	649.00	646.00	689.00	860.00	903.00
6/0	640.00	683.00	686.00	729.00	898.00	941.00
<b>Bifolds</b>	<b>Slabs</b>	<b>PH/KD</b>				
2/0	258.00	377.00				
2/6	274.00	393.00				
3/0	297.00	416.00				
4/0	516.00	635.00				
5/0	548.00	667.00				
6/0	594.00	713.00				
<b>Bi-Pass Units</b>						
4/0		565.00		607.00		821.00
5/0		579.00		619.00		833.00
6/0		613.00		659.00		871.00

From 4-9/16" Primed Jamb TO:		1/0 - 6/0
4-13/16 or 4-7/8" Primed		4.00
6-9/16" Primed		40.00
7-1/4" Primed		72.00
4-9/16" Primed Poplar		16.00
4-5/8" to 6-9/16" FJ Primed Poplar		103.00
4-9/16" Solid Poplar		39.00
<b>Colored Hinges</b>		<b>7/0</b>
per Door	For Double Doors x 2	6.00
<b>Misc. Adders</b>		
HC / Pnl Cut in Width or Hgt per Cut		45.00
SC Cut Down in Width or Hgt per Cut		60.00
Door Prepped for MaC Spec		20.00
Door Prepped Non-Standard Spec		40.00
Shoe/Stop Applied on Bi-Pass or Bifold		13.00
Bi-Pass or Bifold Jamb Set-up		11.00

Prefinishing Adders:		7/0
Hollow Core Slab		63.00
Hollow Core Bifold - 2 DR		77.00
Hollow Core Bifold - 4 DR		153.00
Solid Core Slab		93.00
<b>Prefinishing Prehung Adders:</b>		<b>7/0</b>
Hollow Core - Single		93.00
Hollow Core - Double/Bi-Pass		172.00
Solid Core - Single		115.00
Solid Core - Double/Bi-Pass		222.00
Hollow Core Bifold - 2 Door		107.00
Hollow Core Bifold - 4 Door		214.00

For additional options see page 4.

**Pre-Hung Units Include:** 4-9/16" Primed Jamb with Primed Colonial Stop.(Casing NOT Included)

1-1/2 Pair (3) Zinc Dichromate Hinges **Note:** 8/0 Doors will have 4 hinges.

2-3/4" Backset with 1" Edge Bore (Prepared for Drive Latch)

Slab Doors are 3/16" Undersized and Beveled 1 side

**\*\*W/BC** = Ball Catch


**\*W/AST** = With Primed Astragal and Top Flush Bolt

Assembled Units can NOT be cancelled or returned

McMahon and Company W 213 N 16910 Industrial Dr Jackson WI 53037 Phone 1-262-677-9900 Fax 1-262-677-1200

## 8/0 Primed Flush Hardboard

**SHADED AREA  
SPECIAL ORDER**



Primed Flush

Size	Hollow Core		Solid Core		Solid Core	
	1-3/8" Slab 8/0	1-3/8" Pre-Hung 8/0	1-3/8" Slab 8/0	1-3/8" Pre-Hung 8/0	1-3/4" Slab 8/0	1-3/4" Pre-Hung 8/0
1/0	295.00	428.00	400.00	533.00	330.00	463.00
1/2	295.00	428.00	400.00	533.00	330.00	463.00
1/3	295.00	428.00	400.00	533.00	330.00	463.00
1/4	295.00	428.00	400.00	533.00	330.00	463.00
1/6	295.00	428.00	400.00	533.00	255.00	388.00
1/8	304.00	437.00	400.00	533.00	341.00	474.00
2/0	304.00	437.00	400.00	533.00	266.00	399.00
2/2	306.00	439.00	409.00	542.00	281.00	414.00
2/4	306.00	439.00	409.00	542.00	281.00	414.00
2/6	310.00	443.00	425.00	558.00	284.00	417.00
2/8	319.00	452.00	433.00	566.00	292.00	425.00
2/10	328.00	461.00	442.00	575.00	308.00	441.00
3/0	328.00	461.00	442.00	575.00	308.00	441.00
<b>Double Doors</b>	<b>B/C</b>	<b>AST</b>	<b>B/C</b>	<b>AST</b>	<b>B/C</b>	<b>AST</b>
3/0	781.00	824.00	991.00	1034.00	701.00	744.00
4/0	799.00	842.00	991.00	1034.00	723.00	766.00
5/0	811.00	854.00	1041.00	1084.00	759.00	802.00
6/0	847.00	890.00	1075.00	1118.00	807.00	850.00
<b>Bifolds</b>	<b>Slabs</b>	<b>PH/KD</b>				
2/0	413.00	536.00				
2/6	446.00	569.00				
3/0	491.00	614.00				
4/0	826.00	949.00				
5/0	892.00	1015.00				
6/0	982.00	1105.00				
<b>Bi-Pass Units</b>						
4/0		772.00		964.00		696.00
5/0		784.00		1014.00		732.00
6/0		820.00		1048.00		780.00

From 4-9/16" Primed Jamb TO:		1/0 - 6/0
4-13/16 or 4-7/8" Primed		4.00
6-9/16" Primed		40.00
7-1/4" Primed		72.00
4-9/16" Primed Poplar		16.00
4-5/8" to 6-9/16" FJ Primed Poplar		103.00
4-9/16" Solid Poplar		39.00
<b>Colored Hinges</b>		<b>8/0</b>
per Door	For Double Doors x 2	8.00
<b>Misc. Adders</b>		
HC / Pnl Cut in Width or Hgt per Cut		45.00
SC Cut Down in Width or Hgt per Cut		60.00
Door Prepped for <b>MaC</b> Spec		20.00
Door Prepped Non-Standard Spec		40.00
Shoe/Stop Applied on Bi-Pass or Bifold		13.00
Bi-Pass or Bifold Jamb Set-up		11.00

Prefinishing Adders:	8/0
Hollow Core Slab	85.00
Hollow Core Bifold - 2 DR	104.00
Hollow Core Bifold - 4 DR	208.00
Solid Core Slab	127.00
<b>Prefinishing Prehung Adders:</b>	<b>8/0</b>
Hollow Core - Single	127.00
Hollow Core - Double/Bi-Pass	234.00
Solid Core - Single	156.00
Solid Core - Double/Bi-Pass	302.00
Hollow Core Bifold - 2 Door	146.00
Hollow Core Bifold - 4 Door	292.00

**For additional options see page 4.**

**Pre-Hung Units Include:** 4-9/16" Primed Jamb with Primed Colonial Stop.(Casing NOT Included)  
 1-1/2 Pair (3) Zinc Dichromate Hinges **Note:** 8/0 Doors will have 4 hinges. \*\*W/BC = Ball Catch  
 2-3/4" Backset with 1" Edge Bore (Prepared for Drive Latch) \*W/AST = With Primed Astragal and  
 Slab Doors are 3/16" Undersized and Beveled 1 side Top Flush Bolt

Assembled Units can NOT be cancelled or returned  
 McMahon and Company W 213 N 16910 Industrial Dr Jackson WI 53037 Phone 1-262-677-9900 Fax 1-262-677-1200

**Stock Craftsman III HC & SC**

**SHADED AREA  
SPECIAL ORDER**



Size	Hollow Core		Solid Core	
	1-3/8" Slab 6/8	1-3/8" Pre-Hung 6/8	1-3/8" Slab 6/8	1-3/8" Pre-Hung 6/8
1/0	219.00	330.00	320.00	431.00
1/2	219.00	330.00	320.00	431.00
1/3	219.00	330.00	320.00	431.00
1/4	144.00	255.00	245.00	356.00
1/6	144.00	255.00	245.00	356.00
1/8	159.00	270.00	271.00	382.00
2/0	159.00	270.00	271.00	382.00
2/2	243.00	354.00	361.00	472.00
2/4	168.00	279.00	286.00	397.00
2/6	173.00	284.00	295.00	406.00
2/8	177.00	288.00	301.00	412.00
2/10	185.00	296.00	314.00	425.00
3/0	185.00	296.00	314.00	425.00
<b>Double Doors</b>	<b>B/C</b>	<b>AST</b>	<b>B/C</b>	<b>AST</b>
3/0	446.00	489.00	648.00	691.00
4/0	476.00	519.00	700.00	743.00
5/0	504.00	547.00	748.00	791.00
6/0	528.00	571.00	786.00	829.00
<b>Bifolds</b>	<b>Slabs</b>	<b>PH/KD</b>	<b>Slabs</b>	<b>PH/KD</b>
2/0	190.00	291.00	528.00	629.00
2/6	201.00	302.00	550.00	651.00
3/0	225.00	326.00	569.00	670.00
4/0	380.00	481.00	1056.00	1157.00
5/0	402.00	503.00	1100.00	1201.00
6/0	450.00	551.00	1138.00	1239.00
<b>Bi-Pass Units</b>				
4/0		449.00		673.00
5/0		477.00		721.00
6/0		501.00		759.00

From 4-9/16" Primed Jamb TO:		1/0 - 6/0
4-13/16 or 4-7/8" Primed		4.00
6-9/16" Primed		40.00
7-1/4" Primed		72.00
4-9/16" Primed Poplar		16.00
4-5/8" to 6-9/16" FJ Primed Poplar		103.00
4-9/16" Oak Veneer Jamb		-19.00
4-9/16" Birch Veneer Jamb		-10.00
4-9/16" Poplar Veneer Jamb		-21.00
4-9/16" Maple Veneer Jamb		-5.00
4-9/16" Solid Poplar		39.00
<b>Colored Hinges</b>		<b>6/8</b>
per Door For Double Doors x 2		6.00
<b>Misc. Adders</b>		
HC / Pnl Cut in Width or Hgt per Cut		45.00
SC Cut Down in Width or Hgt per Cut		60.00
Door Prepped for <b>MaC</b> Spec		20.00
Door Prepped Non-Standard Spec		40.00
Shoe/Stop Applied on Bi-Pass or Bifold		13.00
Bi-Pass or Bifold Jamb Set-up		11.00

Prefinishing Adders:		6/8
Hollow Core Slab		57.00
Hollow Core Bifold - 2 DR		70.00
Hollow Core Bifold - 4 DR		139.00
Solid Core Slab		85.00
<b>Prefinishing Prehung Adders:</b>		<b>6/8</b>
Hollow Core - Single		85.00
Hollow Core - Double/Bi-Pass		156.00
Solid Core - Single		104.00
Solid Core - Double/Bi-Pass		201.00
Hollow Core Bifold - 2 Door		98.00
Hollow Core Bifold - 4 Door		195.00

Cased Openings		1/0 - 6/0
4-9/16" Primed		96.00
4-9/16" Oak Veneer		77.00
4-9/16" Birch Veneer		86.00

**For additional options see page 4.**

**Pre-Hung Units Include:** 4-9/16" Primed Jamb with Primed Colonial Stop.(Casing NOT Included)  
 1-1/2 Pair (3) Zinc Dichromate Hinges **Note:** 8/0 Doors will have 4 hinges.  
 2-3/4" Backset with 1" Edge Bore (Prepared for Drive Latch)  
 Slab Doors are 3/16" Undersized and Beveled 2 sides

**\*\*W/BC** = Ball Catch  
**\*W/AST** = With Primed Astragal and Top Flush Bolt

Assembled Units can NOT be cancelled or returned

McMahon and Company W 213 N 16910 Industrial Dr Jackson WI 53037 Phone 1-262-677-9900 Fax 1-262-677-1200

# 6 Pine Panel

**Odd Sizes Available:  
Contact Customer Service  
for Pricing**



**Double Hip  
Solid Panel  
6 Panel**

Pine Size	1-3/8" Slab 6/8	1-3/8" Pre-Hung 6/8
1/0		
1/2		
1/3		
1/4		
1/6	205.00	311.00
1/8		
1/10		
2/0	235.00	341.00
2/2		
2/4	257.00	363.00
2/6	263.00	369.00
2/8	285.00	391.00
2/10		
3/0	301.00	407.00
<b>Double Doors</b>	<b>B/C</b>	<b>AST</b>
3/0	569.00	606.00
4/0	629.00	666.00
5/0	685.00	722.00
6/0	761.00	798.00
<b>Bifolds</b>	<b>Slabs</b>	<b>PH/KD</b>
2/0	365.00	441.00
2/6	419.00	495.00
3/0	486.00	562.00
4/0	730.00	806.00
5/0	838.00	914.00
6/0	972.00	1048.00
<b>Bi-Pass Units</b>		
4/0		581.00
5/0		637.00
6/0		713.00

From 4-9/16" Pine Veneer TO:	1/0 - 6/0
4-13/16" Pine Veneer Wrapped	13.00
4-9/16" Solid Pine	31.00
2 PC Split From 4-9/16" to 6-9/16"	62.00
4-9/16" Oak Veneer Jamb	1.00
4-9/16" Birch Veneer Jamb	10.00
4-9/16" Poplar Veneer Jamb	(1.00)
4-9/16" Maple Veneer Jamb	15.00
4-9/16" FJ Primed Pine	20.00
4-13/16" or 4-7/8" FJ Primed Pine	24.00
5" to 6-9/16" FJ Primed Pine	60.00
6-5/8" to 7-1/4" FJ Primed Pine	92.00
<b>Colored Hinges</b>	<b>6/8</b>
per Door For Double Doors x 2	6.00
<b>Misc. Adders</b>	
HC / Pnl Cut in Width or Hgt per Cut	45.00
Door Prepped for MaC Spec	20.00
Door Prepped Non-Standard Spec	40.00
Shoe/Stop Applied on Bi-Pass or Bifold	13.00
Bi-Pass or Bifold Jamb Set-up	11.00

Prefinishing Adders:	6/8
Panel Slab	98.00
Panel Bifold - 2 DR	89.00
Panel Bifold - 4 DR	178.00
<b>Prefinishing Prehung Adders:</b>	<b>6/8</b>
Panel - Single	120.00
Panel - Double/Bi-Pass	225.00
Panel - Double w/ Astragal	239.00
Panel PH Bifold - 2 DR	114.00
Panel PH Bifold - 4 DR	226.00

Cased Openings	1/0 - 6/0
4-9/16" Primed	96.00
4-9/16" Oak Veneer	77.00
4-9/16" Birch Veneer	86.00
4-9/16" Pine Veneer	76.00

**For additional options see page 4.**

**Pre-Hung Units Include:** 4-9/16" Pine Veneer Jamb with Pine Colonial Stop.(Casing NOT Included)  
 1-1/2 Pair (3) Zinc Dichromate Hinges  
 2-3/4" Backset with 1" Edge Bore (Prepared for Drive Latch)  
 Slab Doors are Full and Square, (Pre-Hung Doors Beveled)

\*\*W/BC = Ball Catch  
 \*W/AST = With Pine Astragal and Top Flush Bolt

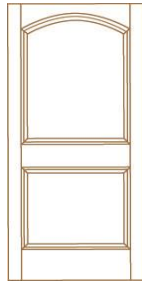
Assembled Units can NOT be cancelled or returned

McMahon and Company W 213 N 16910 Industrial Dr Jackson WI 53037 Phone 1-262-677-9900 Fax 1-262-677-1200



# Red Oak

**Shaded Area Special Order**  
**Allow 10 - 15 Business Days to Ship Unfinished**  
**Allow 20 Business Days to Ship Prefinished**



#802



6 Panel

Oak Size	1-3/8" Slab 6/8	1-3/8" Pre-Hung 6/8	1-3/8" Slab 6/8	1-3/8" Pre-Hung 6/8
1/0	394.00	501.00	363.00	470.00
1/2	394.00	501.00	363.00	470.00
1/3	394.00	501.00	363.00	470.00
1/4	394.00	501.00	363.00	470.00
1/6	394.00	501.00	363.00	470.00
1/8	429.00	536.00	394.00	501.00
1/10	429.00	536.00	394.00	501.00
2/0	436.00	543.00	401.00	508.00
2/2	436.00	543.00	401.00	508.00
2/4	436.00	543.00	401.00	508.00
2/6	436.00	543.00	401.00	508.00
2/8	455.00	562.00	418.00	525.00
2/10	467.00	574.00	428.00	535.00
3/0	467.00	574.00	428.00	535.00
<b>Double Doors</b>	<b>B/C</b>	<b>AST</b>	<b>B/C</b>	<b>AST</b>
3/0	957.00	1050.00	895.00	988.00
4/0	1041.00	1134.00	971.00	1064.00
5/0	1041.00	1134.00	971.00	1064.00
6/0	1103.00	1196.00	1025.00	1118.00
<b>Bifolds</b>	<b>Slabs</b>	<b>PH/KD</b>	<b>Slabs</b>	<b>PH/KD</b>
2/0	516.00	593.00	473.00	550.00
2/6	555.00	632.00	508.00	585.00
3/0	593.00	670.00	543.00	620.00
4/0	1032.00	1109.00	946.00	1023.00
5/0	1109.00	1186.00	1015.00	1092.00
6/0	1185.00	1262.00	1085.00	1162.00
<b>Bi-Pass Units</b>				
4/0		984.00		914.00
5/0		984.00		914.00
6/0		1046.00		968.00

From 4-9/16" Oak Veneer TO:	1/0 - 6/0
4-5/8" Oak Wood Edge	12.00
4-13/16" Oak Wrapped	7.00
5-1/4" Oak Wrapped	19.00
6-9/16" Oak Wrapped	26.00
4-9/16" Oak Veneer - Wood Core	29.00
4-9/16" Solid Oak	121.00
2 PC Split From 4-9/16" to 6-9/16"	41.00
4-9/16" FJ Primed Pine	19.00
5" to 6-9/16" FJ Primed Pine	106.00

Colored Hinges	6/8
per Door For Double Doors x 2	6.00
<b>Misc. Adders</b>	
HC / Pnl Cut in Width or Hgt per Cut	45.00
Door Prepped for MaC Spec	20.00
Door Prepped Non-Standard Spec	40.00
Shoe/Stop Applied on Bi-Pass or Bifold	13.00
Bi-Pass or Bifold Jamb Set-up	11.00

Prefinishing Adders:	
Panel Slab	98.00
Panel Bifold - 2 DR	89.00
Panel Bifold - 4 DR	178.00
<b>Prefinishing Prehung Adders:</b>	
Panel - Single	120.00
Panel - Double/Bi-Pass	225.00
Panel - Double w/ Astragal	239.00
Panel PH Bifold - 2 DR	114.00
Panel PH Bifold - 4 DR	226.00

Cased Openings	1/0 - 6/0
4-9/16" Primed	96.00
4-9/16" Oak Veneer	77.00
4-9/16" Birch Veneer	86.00

**For additional options see page 4.**

**Pre-Hung Units Include:** 4-9/16" Oak Veneer Jamb with 1-1/4" Oak Colonial Stop. (Casing NOT Included)  
 1-1/2 Pair (3) Zinc Dichromate Bearing Hinges  
 2-3/4" Backset with 1" Edge Bore (Prepared for Drive Latch)  
 Slab Doors are 3/16" Under and Square, (Pre-Hung Doors Beveled)

\*\*W/BC = Ball Catch  
 \*W/AST = With Oak Astragal and Top Flush Bolt

Assembled Units can NOT be cancelled or returned

McMahon and Company W 213 N 16910 Industrial Dr Jackson WI 53037 Phone 1-262-677-9900 Fax 1-262-677-1200

**Allow 10 - 15 Business Days to Ship Unfinished  
Allow 20 Business Days to Ship Prefinished**



#4102 FP



#4103T FP



#106

Oak Size	1-3/8" Slab 6/8	1-3/8" Pre-Hung 6/8	1-3/8" Slab 6/8	1-3/8" Pre-Hung 6/8	1-3/8" Slab 6/8	1-3/8" Pre-Hung 6/8
1/0			363.00	470.00	363.00	470.00
1/2						
1/3			363.00	470.00		
1/4			363.00	470.00		
1/6	363.00	470.00	363.00	470.00	363.00	470.00
1/8	394.00	501.00	394.00	501.00	394.00	501.00
1/10	394.00	501.00	394.00	501.00	394.00	501.00
2/0	401.00	508.00	401.00	508.00	401.00	508.00
2/2	401.00	508.00	401.00	508.00	401.00	508.00
2/4	401.00	508.00	401.00	508.00	401.00	508.00
2/6	401.00	508.00	401.00	508.00	401.00	508.00
2/8	418.00	525.00	418.00	525.00	418.00	525.00
2/10	428.00	535.00	428.00	535.00	428.00	535.00
3/0	428.00	535.00	428.00	535.00	428.00	535.00
<b>Double Doors</b>	<b>B/C</b>	<b>AST</b>	<b>B/C</b>	<b>AST</b>	<b>B/C</b>	<b>AST</b>
3/0	895.00	988.00	895.00	988.00	895.00	988.00
4/0	971.00	1064.00	971.00	1064.00	971.00	1064.00
5/0	971.00	1064.00	971.00	1064.00	971.00	1064.00
6/0	1025.00	1118.00	1025.00	1118.00	1025.00	1118.00
<b>Bifolds</b>	<b>Slabs</b>	<b>PH/KD</b>	<b>Slabs</b>	<b>PH/KD</b>	<b>Slabs</b>	<b>PH/KD</b>
2/0	473.00	550.00	473.00	550.00	473.00	550.00
2/6	508.00	585.00	508.00	585.00	508.00	585.00
3/0	543.00	620.00	543.00	620.00	543.00	620.00
4/0	946.00	1023.00	946.00	1023.00	946.00	1023.00
5/0	1015.00	1092.00	1015.00	1092.00	1015.00	1092.00
6/0	1085.00	1162.00	1085.00	1162.00	1085.00	1162.00
<b>Bi-Pass Units</b>						
4/0		914.00		914.00		914.00
5/0		914.00		914.00		914.00
6/0		968.00		968.00		968.00

From 4-9/16" Oak Veneer TO:	1/0 - 6/0
4-5/8" Oak Wood Edge	12.00
4-13/16" Oak Wrapped	7.00
5-1/4" Oak Wrapped	19.00
6-9/16" Oak Wrapped	26.00
4-9/16" Oak Veneer - Wood Core	29.00
4-9/16" Solid Oak	121.00
2 PC Split From 4-9/16" to 6-9/16"	41.00
4-9/16" FJ Primed Pine	19.00
5" to 6-9/16" FJ Primed Pine	106.00

Colored Hinges	6/8
per Door For Double Doors x 2	6.00
<b>Misc. Adders</b>	
HC / Pnl Cut in Width or Hgt per Cut	45.00
Door Prepped for MaC Spec	20.00
Door Prepped Non-Standard Spec	40.00
Shoe/Stop Applied on Bi-Pass or Bifold	13.00
Bi-Pass or Bifold Jamb Set-up	11.00

Prefinishing Adders:	
Panel Slab	98.00
Panel Bifold - 2 DR	89.00
Panel Bifold - 4 DR	178.00
<b>Prefinishing Prehung Adders:</b>	
Panel - Single	120.00
Panel - Double/Bi-Pass	225.00
Panel - Double w/ Astragal	239.00
Panel PH Bifold - 2 DR	114.00
Panel PH Bifold - 4 DR	226.00

Cased Openings	1/0 - 6/0
4-9/16" Primed	96.00
4-9/16" Oak Veneer	77.00
4-9/16" Birch Veneer	86.00

**For additional options see page 4.**

**Pre-Hung Units Include:** 4-9/16" Oak Veneer Jamb with 1-1/4" Oak Colonial Stop. (Casing NOT Included)  
 1-1/2 Pair (3) Zinc Dichromate Bearing Hinges  
 2-3/4" Backset with 1" Edge Bore (Prepared for Drive Latch)  
 Slab Doors are 3/16" Under and Square, (Pre-Hung Doors Beveled)

**\*\*W/BC** = Ball Catch  
**\*W/AST** = With Oak Astragal and Top Flush Bolt

Assembled Units can NOT be cancelled or returned

McMahon and Company W 213 N 16910 Industrial Dr Jackson WI 53037 Phone 1-262-677-9900 Fax 1-262-677-1200

# Hard Maple

## Maple Stile and Rail

### Shaded Area Special Order

**Allow 10 - 15 Business Days to Ship Unfinished**  
**Allow 20 Business Days to Ship Prefinished**



6 Panel

Maple Size	1-3/8" Slab 6/8	1-3/8" Pre-Hung 6/8
1/0	444.00	565.00
1/2	444.00	565.00
1/3	444.00	565.00
1/4	444.00	565.00
1/6	444.00	565.00
1/8	483.00	604.00
1/10	483.00	604.00
2/0	491.00	612.00
2/2	491.00	612.00
2/4	491.00	612.00
2/6	491.00	612.00
2/8	513.00	634.00
2/10	526.00	647.00
3/0	526.00	647.00
<b>Double Doors</b>	<b>B/C</b>	<b>AST</b>
3/0	1071.00	1164.00
4/0	1165.00	1258.00
5/0	1165.00	1258.00
6/0	1235.00	1328.00
<b>Bifolds</b>	<b>Slabs</b>	<b>PH/KD</b>
2/0	583.00	674.00
2/6	626.00	717.00
3/0	670.00	761.00
4/0	1165.00	1256.00
5/0	1252.00	1343.00
6/0	1339.00	1430.00
<b>Bi-Pass Units</b>		
4/0		1108.00
5/0		1108.00
6/0		1178.00

From 4-9/16" Maple Veneer TO:	1/0 - 6/0	
4-5/8" Maple Wood Edge	10.00	
4-13/16" Maple Wrapped	14.00	
6-9/16" Maple Wrapped	50.00	
4-11/16" - 6-1/2" Split Maple Jamb	65.00	
4-9/16" Solid Maple	155.00	
4-9/16" FJ Primed Pine	5.00	
4-13/16" FJ Primed Pine	9.00	
5" to 6-9/16" FJ Primed Pine	92.00	
<b>Colored Hinges</b>		<b>6/8</b>
per Door For Double Doors x 2		6.00
<b>Misc. Adders</b>		
HC / Pnl Cut in Width or Hgt per Cut		45.00
Door Prepped for MaC Spec		20.00
Door Prepped Non-Standard Spec		40.00
Shoe/Stop Applied on Bi-Pass or Bifold		13.00
Bi-Pass or Bifold Jamb Set-up		11.00

Prefinishing Adders:	
Panel Slab	98.00
Panel Bifold - 2 DR	89.00
Panel Bifold - 4 DR	178.00
<b>Prefinishing Prehung Adders:</b>	
Panel - Single	120.00
Panel - Double/Bi-Pass	225.00
Panel - Double w/ Astragal	239.00
Panel PH Bifold - 2 DR	114.00
Panel PH Bifold - 4 DR	226.00

Cased Openings		1/0 - 6/0
4-9/16" Primed		96.00
4-9/16" Oak Veneer		77.00
4-9/16" Birch Veneer		86.00

For additional options see page 4.

**Pre-Hung Units Include:** 4-9/16" Maple Veneer Jamb with 1-1/4" Maple Colonial Stop. (Casing NOT Included)

1-1/2 Pair (3) Zinc Dichromate Bearing Hinges

2-3/4" Backset with 1" Edge Bore (Prepared for Drive Latch)

Slab Doors are 3/16" Under and Square, (Pre-Hung Doors Beveled)

\*\*W/BC = Ball Catch

\*W/AST = With Maple Astragal

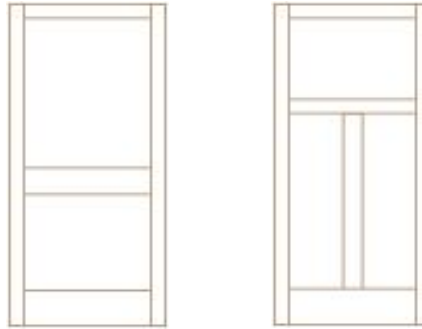
Top Flush Bolt

Assembled Units can NOT be cancelled or returned

McMahon and Company W 213 N 16910 Industrial Dr Jackson WI 53037 Phone 1-262-677-9900 Fax 1-262-677-1200

## Maple Stile and Rail

**Allow 10 - 15 Business Days to Ship Unfinished**  
**Allow 20 Business Days to Ship Prefinished**



Maple Size	#4102 FP		#4103T FP	
	1-3/8" Slab 6/8	1-3/8" Pre-Hung 6/8	1-3/8" Slab 6/8	1-3/8" Pre-Hung 6/8
1/0				
1/2				
1/3				
1/4			444.00	565.00
1/6	444.00	565.00	444.00	565.00
1/8	483.00	604.00	483.00	604.00
1/10	483.00	604.00	483.00	604.00
2/0	491.00	612.00	491.00	612.00
2/2	491.00	612.00	491.00	612.00
2/4	491.00	612.00	491.00	612.00
2/6	491.00	612.00	491.00	612.00
2/8	513.00	634.00	513.00	634.00
2/10	526.00	647.00	526.00	647.00
3/0	526.00	647.00	526.00	647.00
<b>Double Doors</b>	<b>B/C</b>	<b>AST</b>	<b>B/C</b>	<b>AST</b>
3/0	1071.00	1164.00	1071.00	1164.00
4/0	1165.00	1258.00	1165.00	1258.00
5/0	1165.00	1258.00	1165.00	1258.00
6/0	1235.00	1328.00	1235.00	1328.00
<b>Bifolds</b>	<b>Slabs</b>	<b>PH/KD</b>	<b>Slabs</b>	<b>PH/KD</b>
2/0	583.00	674.00	583.00	674.00
2/6	626.00	717.00	626.00	717.00
3/0	670.00	761.00	670.00	761.00
4/0	1165.00	1256.00	1165.00	1256.00
5/0	1252.00	1343.00	1252.00	1343.00
6/0	1339.00	1430.00	1339.00	1430.00
<b>Bi-Pass Units</b>				
4/0		1108.00		1108.00
5/0		1108.00		1108.00
6/0		1178.00		1178.00

From 4-9/16" Maple Veneer TO:	1/0 - 6/0	
4-5/8" Maple Wood Edge	10.00	
4-13/16" Maple Wrapped	14.00	
6-9/16" Maple Wrapped	50.00	
4-11/16" - 6-1/2" Split Maple Jamb	65.00	
4-9/16" Solid Maple	155.00	
4-9/16" FJ Primed Pine	5.00	
4-13/16" FJ Primed Pine	9.00	
5" to 6-9/16" FJ Primed Pine	92.00	
<b>Colored Hinges</b>		<b>6/8</b>
per Door For Double Doors x 2		6.00
<b>Misc. Adders</b>		
HC / Pnl Cut in Width or Hgt per Cut		45.00
Door Prepped for MaC Spec		20.00
Door Prepped Non-Standard Spec		40.00
Shoe/Stop Applied on Bi-Pass or Bifold		13.00
Bi-Pass or Bifold Jamb Set-up		11.00

Prefinishing Adders:	
Panel Slab	98.00
Panel Bifold - 2 DR	89.00
Panel Bifold - 4 DR	178.00
<b>Prefinishing Prehung Adders:</b>	
Panel - Single	120.00
Panel - Double/Bi-Pass	225.00
Panel - Double w/ Astragal	239.00
Panel PH Bifold - 2 DR	114.00
Panel PH Bifold - 4 DR	226.00

Cased Openings		1/0 - 6/0
4-9/16" Primed		96.00
4-9/16" Oak Veneer		77.00
4-9/16" Birch Veneer		86.00

**For additional options see page 4.**

**Pre-Hung Units Include:** 4-9/16" Maple Veneer Jamb with 1-1/4" Maple Colonial Stop. (Casing NOT Included)  
 1-1/2" Pair (3) Zinc Dichromate Bearing Hinges **\*\*W/BC** = Ball Catch  
 2-3/4" Backset with 1" Edge Bore (Prepared for Drive Latch) **\*W/AST** = With Maple Astragal  
 Slab Doors are 3/16" Under and Square, (Pre-Hung Doors Beveled) Top Flush Bolt

Assembled Units can NOT be cancelled or returned

McMahon and Company W 213 N 16910 Industrial Dr Jackson WI 53037 Phone 1-262-677-9900 Fax 1-262-677-1200

# Stain Grade Poplar

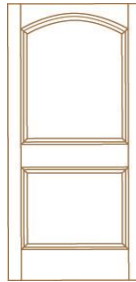
Allow 10 Working Days

**Shaded Area Special Order**

**Allow 10 - 15 Business Days to Ship Unfinished**  
**Allow 20 Business Days to Ship Prefinished**



#102 RP



#802 RP



#4102



6 Panel

Poplar Size	1-3/8" Slab 6/8	1-3/8" Pre-Hung 6/8	1-3/8" Slab 6/8	1-3/8" Pre-Hung 6/8	1-3/8" Slab 6/8	1-3/8" Pre-Hung 6/8	1-3/8" Slab 6/8	1-3/8" Pre-Hung 6/8
1/0							359.00	464.00
1/2							359.00	464.00
1/3			378.00	483.00			359.00	464.00
1/4			378.00	483.00			359.00	464.00
1/6	343.00	448.00	378.00	483.00	370.00	475.00	359.00	464.00
1/8			411.00	516.00			390.00	495.00
1/10			411.00	516.00			390.00	495.00
2/0	426.00	531.00	418.00	523.00	409.00	514.00	397.00	502.00
2/2			418.00	523.00			397.00	502.00
2/4	426.00	531.00	418.00	523.00	409.00	514.00	397.00	502.00
2/6	426.00	531.00	418.00	523.00	409.00	514.00	397.00	502.00
2/8	444.00	549.00	436.00	541.00	427.00	532.00	414.00	519.00
2/10	455.00	560.00	447.00	552.00			424.00	529.00
3/0	455.00	560.00	447.00	552.00	437.00	542.00	424.00	529.00
<b>Double Doors</b>	<b>B/C</b>	<b>AST</b>	<b>B/C</b>	<b>AST</b>	<b>B/C</b>	<b>AST</b>	<b>B/C</b>	<b>AST</b>
3/0	853.00	946.00	923.00	1016.00	907.00	1000.00	885.00	978.00
4/0	1019.00	1112.00	1003.00	1096.00	985.00	1078.00	961.00	1054.00
5/0	1019.00	1112.00	1003.00	1096.00	985.00	1078.00	961.00	1054.00
6/0	1077.00	1170.00	1061.00	1154.00	1041.00	1134.00	1015.00	1108.00
<b>Bifolds</b>	<b>Slabs</b>	<b>PH/KD</b>	<b>Slabs</b>	<b>PH/KD</b>	<b>Slabs</b>	<b>PH/KD</b>	<b>Slabs</b>	<b>PH/KD</b>
2/0	447.00	522.00	495.00	570.00	507.00	582.00	469.00	544.00
2/6	479.00	554.00	531.00	606.00	545.00	620.00	503.00	578.00
3/0	512.00	587.00	567.00	642.00	582.00	657.00	538.00	613.00
4/0	894.00	969.00	990.00	1065.00	1014.00	1089.00	938.00	1013.00
5/0	958.00	1033.00	1062.00	1137.00	1090.00	1165.00	1006.00	1081.00
6/0	1024.00	1099.00	1134.00	1209.00	1164.00	1239.00	1076.00	1151.00
<b>Bi-Pass Units</b>								
4/0		962.00		946.00		928.00		904.00
5/0		962.00		946.00		928.00		904.00
6/0		1020.00		1004.00		984.00		958.00

From 4-9/16" Poplar Veneer TO:	1/0 - 6/0
4-5/8" Poplar Wood Edge	11.00
4-13/16" Poplar Wrapped	18.00
4-9/16" Poplar Solid	60.00
4-13/16" Poplar Solid	74.00
6-9/16" Poplar Solid	142.00
6-9/16" Split Poplar Ven. Jamb	62.00
4-9/16" FJ Primed	21.00
4-13/16" - 4-7/8" FJ Primed	25.00
<b>Colored Hinges</b>	<b>6/8</b>
per Door For Double Doors x 2	6.00
<b>Misc. Adders</b>	
HC / Pnl Cut in Width or Hgt per Cut	45.00
Door Prepped for MaC Spec	20.00
Door Prepped Non-Standard Spec	40.00
Shoe/Stop Applied on Bi-Pass or Bifold	13.00
Bi-Pass or Bifold Jamb Set-up	11.00

Prefinishing Adders:	
Panel Slab	98.00
Panel Bifold - 2 DR	89.00
Panel Bifold - 4 DR	178.00
Prefinishing Prehung Adders:	
Panel - Single	120.00
Panel - Double/Bi-Pass	225.00
Panel - Double w/ Astragal	239.00
Panel PH Bifold - 2 DR	114.00
Panel PH Bifold - 4 DR	226.00

Cased Openings		1/0 - 6/0
4-9/16" Primed		96.00
4-9/16" Oak Veneer		77.00
4-9/16" Birch Veneer		86.00
4-9/16" Poplar Veneer		75.00

**For additional options see page 4.**

**Pre-Hung Units Include:** 4-9/16" Poplar Veneer Jamb with 1-1/4" Poplar Colonial Stop. (Casing NOT Included)  
 1-1/2 Pair (3) Zinc Dichromate Bearing Hinges  
 2-3/4" Backset with 1" Edge Bore (Prepared for Drive Latch)  
 Slab Doors are 3/16" Under and Square, (Pre-Hung Doors Beveled)

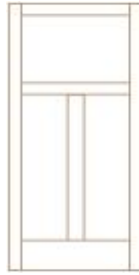
**\*\*W/BC** = Ball Catch  
**\*W/AST** = With Poplar Astragal Top Flush Bolt

Assembled Units can NOT be cancelled or returned  
 McMahon and Company W 213 N 16910 Industrial Dr Jackson WI 53037 Phone 1-262-677-9900 Fax 1-262-677-1200

# Stain Grade Poplar

*Shaded Area Special Order*

**Allow 10 - 15  
Business Days to  
Ship Unfinished**  
**Allow  
- 20 Business Days  
to Ship Prefinished**




#4103T



#4103 FP



#106 RP



#4107

Poplar Size	1-3/8" Slab 6/8	1-3/8" Pre-Hung 6/8	1-3/8" Slab 6/8	1-3/8" Pre-Hung 6/8	1-3/8" Slab 6/8	1-3/8" Pre-Hung 6/8	1-3/8" Slab 6/8	1-3/8" Pre-Hung 6/8
1/0	370.00	475.00						
1/2								
1/3	370.00	475.00						
1/4	370.00	475.00						
1/6	370.00	475.00	370.00	475.00	359.00	464.00	402.00	507.00
1/8	402.00	507.00						
1/10	402.00	507.00						
2/0	409.00	514.00	409.00	514.00	397.00	502.00	445.00	550.00
2/2	409.00	514.00						
2/4	409.00	514.00	409.00	514.00	397.00	502.00	445.00	550.00
2/6	409.00	514.00	409.00	514.00	397.00	502.00	445.00	550.00
2/8	427.00	532.00	427.00	532.00	414.00	519.00	465.00	570.00
2/10	437.00	542.00	437.00	542.00	424.00	529.00		
3/0	437.00	542.00	437.00	542.00	424.00	529.00	476.00	581.00
<b>Double Doors</b>	<b>B/C</b>	<b>AST</b>	<b>B/C</b>	<b>AST</b>	<b>B/C</b>	<b>AST</b>	<b>B/C</b>	<b>AST</b>
3/0	907.00	1000.00	907.00	1000.00	885.00	978.00	971.00	1064.00
4/0	985.00	1078.00	985.00	1078.00	961.00	1054.00	1057.00	1150.00
5/0	985.00	1078.00	985.00	1078.00	961.00	1054.00	1057.00	1150.00
6/0	1041.00	1134.00	1041.00	1134.00	1015.00	1108.00	1119.00	1212.00
<b>Bifolds</b>	<b>Slabs</b>	<b>PH/KD</b>	<b>Slabs</b>	<b>PH/KD</b>	<b>Slabs</b>	<b>PH/KD</b>	<b>Slabs</b>	<b>PH/KD</b>
2/0	507.00	582.00	507.00	582.00	469.00	544.00	600.00	675.00
2/6	545.00	620.00	545.00	620.00	503.00	578.00	645.00	720.00
3/0	582.00	657.00	582.00	657.00	538.00	613.00	689.00	764.00
4/0	1014.00	1089.00	1014.00	1089.00	938.00	1013.00	1200.00	1275.00
5/0	1090.00	1165.00	1090.00	1165.00	1006.00	1081.00	1290.00	1365.00
6/0	1164.00	1239.00	1164.00	1239.00	1076.00	1151.00	1378.00	1453.00
<b>Bi-Pass Units</b>								
4/0		928.00		928.00		904.00		1000.00
5/0		928.00		928.00		904.00		1000.00
6/0		984.00		984.00		958.00		1062.00

From 4-9/16" Poplar Veneer TO:	1/0 - 6/0
4-5/8" Poplar Wood Edge	11.00
4-13/16" Poplar Wrapped	18.00
4-9/16" Poplar Solid	60.00
4-13/16" Poplar Solid	74.00
6-9/16" Poplar Solid	142.00
6-9/16" Split Poplar Ven. Jamb	62.00
4-9/16" FJ Primed	21.00
4-13/16" - 4-7/8" FJ Primed	25.00
<b>Colored Hinges</b>	<b>6/8</b>
per Door For Double Doors x 2	6.00
<b>Misc. Adders</b>	
HC / Pnl Cut in Width or Hgt per Cut	45.00
Door Prepped for <b>MaC</b> Spec	20.00
Door Prepped Non-Standard Spec	40.00
Shoe/Stop Applied on Bi-Pass or Bifold	13.00
Bi-Pass or Bifold Jamb Set-up	11.00

Prefinishing Adders:	
Panel Slab	98.00
Panel Bifold - 2 DR	89.00
Panel Bifold - 4 DR	178.00

Prefinishing Prehung Adders:	
Panel - Single	120.00
Panel - Double/Bi-Pass	225.00
Panel - Double w/ Astragal	239.00
Panel PH Bifold - 2 DR	114.00
Panel PH Bifold - 4 DR	226.00

Cased Openings		1/0 - 6/0
4-9/16" Primed		96.00
4-9/16" Oak Veneer		77.00
4-9/16" Birch Veneer		86.00
4-9/16" Poplar Veneer		75.00

**For additional options see page 4.**

**Pre-Hung Units Include:** 4-9/16" Poplar Veneer Jamb with 1-1/4" Poplar Colonial Stop. (Casing NOT Included)  
 1-1/2 Pair (3) Zinc Dichromate Bearing Hinges **\*\*W/BC** = Ball Catch  
 2-3/4" Backset with 1" Edge Bore (Prepared for Drive Latch) **\*W/AST** = With Poplar Astragal  
 Slab Doors are 3/16" Under and Square, (Pre-Hung Doors Beveled) Top Flush Bolt

Assembled Units can NOT be cancelled or returned  
 McMahon and Company W 213 N 16910 Industrial Dr Jackson WI 53037 Phone 1-262-677-9900 Fax 1-262-677-1200

# PBI Primed Stile and Rail

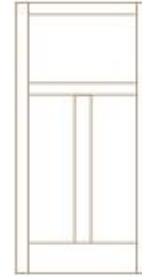
**SHADED AREA  
SPECIAL ORDER**



#7910



#7920



#793E

PRIMED Size	1-3/8"	1-3/8"	1-3/8"	1-3/8"	1-3/8"	1-3/8"
	Slab 6/8	Pre-Hung 6/8	Slab 6/8	Pre-Hung 6/8	Slab 6/8	Pre-Hung 6/8
1/0	290.00	401.00	298.00	409.00	298.00	409.00
1/2	290.00	401.00	298.00	409.00	298.00	409.00
1/3	290.00	401.00	298.00	409.00	298.00	409.00
1/4	290.00	401.00	298.00	409.00	298.00	409.00
1/6	275.00	386.00	282.00	393.00	282.00	393.00
1/8	290.00	401.00	298.00	409.00	282.00	393.00
1/10	311.00	422.00	330.00	441.00	338.00	449.00
2/0	295.00	406.00	313.00	424.00	320.00	431.00
2/2	295.00	406.00	313.00	424.00	320.00	431.00
2/4	295.00	406.00	313.00	424.00	320.00	431.00
2/6	300.00	411.00	316.00	427.00	325.00	436.00
2/8	300.00	411.00	316.00	427.00	325.00	436.00
2/10	304.00	415.00	320.00	431.00	329.00	440.00
3/0	304.00	415.00	320.00	431.00	329.00	440.00
<b>Double Doors</b>	<b>B/C</b>	<b>AST</b>	<b>B/C</b>	<b>AST</b>	<b>B/C</b>	<b>AST</b>
3/0	708.00	751.00	722.00	765.00	722.00	765.00
4/0	748.00	791.00	784.00	827.00	798.00	841.00
5/0	758.00	801.00	790.00	833.00	808.00	851.00
6/0	766.00	809.00	798.00	841.00	816.00	859.00
2/0	568.00	669.00	545.00	646.00	545.00	646.00
2/6	584.00	685.00	561.00	662.00	561.00	662.00
3/0	602.00	703.00	577.00	678.00	577.00	678.00
4/0	1135.00	1236.00	1089.00	1190.00	1089.00	1190.00
5/0	1168.00	1269.00	1121.00	1222.00	1121.00	1222.00
6/0	1204.00	1305.00	1154.00	1255.00	1154.00	1255.00
<b>Bi-Pass Units</b>						
4/0		721.00		757.00		771.00
5/0		731.00		763.00		781.00
6/0		739.00		771.00		789.00

From 4-9/16" Primed Jamb TO:	1/0 - 6/0
4-13/16 or 4-7/8" Primed	4.00
6-9/16" Primed	40.00
7-1/4" Primed	72.00
4-9/16" Primed Poplar	16.00
4-9/16" Birch Veneer Jamb	-10.00
4-9/16" Poplar Veneer Jamb	-21.00
4-9/16" Maple Veneer Jamb	-5.00
<b>Colored Hinges</b>	<b>6/8</b> <b>8/0</b>
per Door For Double Doors x 2	6.00      8.00
<b>Misc. Adders</b>	
HC / Panel Cut in Width or Height	45.00
Door Prepped for MaC Spec	20.00
Door Prepped Non-Standard Spec	40.00
Shoe/Stop Applied on Bi-Pass or Bifold	13.00
Bi-Pass or Bifold Jamb Set-up	11.00

Prefinishing Adders:	6/8	8/0
Panel Slab	98.00	146.00
Panel Bifold - 2 DR	89.00	133.00
Panel Bifold - 4 DR	178.00	266.00
<b>Prefinishing PH Adders:</b>	<b>6/8</b>	<b>8/0</b>
Panel - Single	120.00	181.00
Panel - Double/Bi-Pass	225.00	337.00
Panel - Double w/ Astragal	239.00	359.00
Panel PH Bifold - 2 DR	114.00	171.00
Panel PH Bifold - 4 DR	226.00	340.00

Cased Openings	1/0 - 6/0
4-9/16" Primed	96.00
4-9/16" Oak Veneer	77.00
4-9/16" Birch Veneer	86.00

**For additional options see page 4.**

**Pre-Hung Units Include:** 4-9/16" Primed Jamb with 1-1/4" Primed Colonial Stop.(Casing NOT Included)  
 1-1/2 Pair (3) Zinc Dichromate Hinges      \*\*W/BC = Ball Catch  
 2-3/4" Backset with 1" Edge Bore (Prepared for Drive Latch)      \*W/AST = With Primed Astragal and  
 Slab Doors are Full and Square, (Pre-Hung Doors Beveled)      Top Flush Bolt

Assembled Units can NOT be cancelled or returned

McMahon and Company W 213 N 16910 Industrial Dr Jackson WI 53037 Phone 1-262-677-9900 Fax 1-262-677-1200

# PBI Primed Stile and Rail

**SHADED AREA  
SPECIAL ORDER**



#793H



#795H



#730

PRIMED Size	1-3/8"	1-3/8"	1-3/8"	1-3/8"	1-3/8"	1-3/8"
	Slab 6/8	Pre-Hung 6/8	Slab 6/8	Pre-Hung 6/8	Slab 6/8	Pre-Hung 6/8
1/0	299.00	410.00	307.00	418.00		
1/2	299.00	410.00	307.00	418.00		
1/3	299.00	410.00	307.00	418.00		
1/4	299.00	410.00	307.00	418.00		
1/6	284.00	395.00	291.00	402.00		
1/8	299.00	410.00	307.00	418.00		
1/10	338.00	449.00	359.00	470.00		
2/0	320.00	431.00	340.00	451.00	294.00	405.00
2/2	320.00	431.00	340.00	451.00		
2/4	320.00	431.00	340.00	451.00	324.00	435.00
2/6	325.00	436.00	345.00	456.00	324.00	435.00
2/8	325.00	436.00	345.00	456.00	353.00	464.00
2/10	329.00	440.00	349.00	460.00	383.00	494.00
3/0	329.00	440.00	349.00	460.00	383.00	494.00
<b>Double Doors</b>	<b>B/C</b>	<b>AST</b>	<b>B/C</b>	<b>AST</b>	<b>B/C</b>	<b>AST</b>
3/0	726.00	769.00	740.00	783.00		
4/0	798.00	841.00	838.00	881.00	746.00	789.00
5/0	808.00	851.00	848.00	891.00	806.00	849.00
6/0	816.00	859.00	856.00	899.00	924.00	967.00
2/0	552.00	653.00	568.00	669.00		
2/6	568.00	669.00	584.00	685.00		
3/0	584.00	685.00	602.00	703.00		
4/0	1103.00	1204.00	1135.00	1236.00		
5/0	1135.00	1236.00	1168.00	1269.00		
6/0	1168.00	1269.00	1204.00	1305.00		
<b>Bi-Pass Units</b>						
4/0		771.00		811.00		719.00
5/0		781.00		821.00		779.00
6/0		789.00		829.00		897.00

From 4-9/16" Primed Jamb TO:		1/0 - 6/0
4-13/16 or 4-7/8" Primed		4.00
6-9/16" Primed		40.00
7-1/4" Primed		72.00
4-9/16" Primed Poplar		16.00
4-9/16" Birch Veneer Jamb		-10.00
4-9/16" Poplar Veneer Jamb		-21.00
4-9/16" Maple Veneer Jamb		-5.00
<b>Colored Hinges</b>		<b>6/8</b>
per Door For Double Doors x 2		6.00
<b>Misc. Adders</b>		
HC / Panel Cut in Width or Height		45.00
Door Prepped for MaC Spec		20.00
Door Prepped Non-Standard Spec		40.00
Shoe/Stop Applied on Bi-Pass or Bifold		13.00
Bi-Pass or Bifold Jamb Set-up		11.00

Prefinishing Adders:	6/8
Panel Slab	98.00
Panel Bifold - 2 DR	89.00
Panel Bifold - 4 DR	178.00
<b>Prefinishing Prehung Adders:</b>	<b>6/8</b>
Panel - Single	120.00
Panel - Double/Bi-Pass	225.00
Panel - Double w/ Astragal	239.00
Panel PH Bifold - 2 DR	114.00
Panel PH Bifold - 4 DR	226.00

Cased Openings	1/0 - 6/0
4-9/16" Primed	96.00
4-9/16" Oak Veneer	77.00
4-9/16" Birch Veneer	86.00

For additional options see page 4.

**Pre-Hung Units Include:** 4-9/16" Primed Jamb with 1-1/4" Primed Colonial Stop.(Casing NOT Included)

1-1/2 Pair (3) Zinc Dichromate Hinges  
2-3/4" Backset with 1" Edge Bore (Prepared for Drive Latch)  
Slab Doors are Full and Square, (Pre-Hung Doors Beveled)

\*\*W/BC = Ball Catch  
\*W/AST = With Primed Astragal and Top Flush Bolt

Assembled Units can NOT be cancelled or returned

McMahon and Company W 213 N 16910 Industrial Dr Jackson WI 53037 Phone 1-262-677-9900 Fax 1-262-677-1200

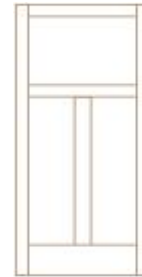




#7910



#7920



#793E

PRIMED Size	#7910		#7920		#793E	
	1-3/4" Slab 6/8	1-3/4" Pre-Hung 6/8	1-3/4" Slab 6/8	1-3/4" Pre-Hung 6/8	1-3/4" Slab 6/8	1-3/4" Pre-Hung 6/8
1/0	371.00	482.00	379.00	490.00	379.00	490.00
1/2	371.00	482.00	379.00	490.00	379.00	490.00
1/3	371.00	482.00	379.00	490.00	379.00	490.00
1/4	371.00	482.00	379.00	490.00	379.00	490.00
1/6	371.00	482.00	379.00	490.00	379.00	490.00
1/8	371.00	482.00	379.00	490.00	379.00	490.00
1/10	392.00	503.00	411.00	522.00	419.00	530.00
2/0	392.00	503.00	411.00	522.00	419.00	530.00
2/2	392.00	503.00	411.00	522.00	419.00	530.00
2/4	392.00	503.00	411.00	522.00	419.00	530.00
2/6	398.00	509.00	415.00	526.00	424.00	535.00
2/8	398.00	509.00	415.00	526.00	424.00	535.00
2/10	402.00	513.00	419.00	530.00	428.00	539.00
3/0	402.00	513.00	419.00	530.00	428.00	539.00
<b>Double Doors</b>	<b>B/C</b>	<b>AST</b>	<b>B/C</b>	<b>AST</b>	<b>B/C</b>	<b>AST</b>
3/0	900.00	943.00	916.00	959.00	916.00	959.00
4/0	942.00	985.00	980.00	1023.00	996.00	1039.00
5/0	954.00	997.00	988.00	1031.00	1006.00	1049.00
6/0	962.00	1005.00	996.00	1039.00	1014.00	1057.00
<b>Bi-Pass Units</b>						
4/0	915.00		953.00		969.00	
5/0	927.00		961.00		979.00	
6/0	935.00		969.00		987.00	

From 4-9/16" Primed Jamb TO:		1/0 - 6/0
4-13/16 or 4-7/8" Primed		4.00
6-9/16" Primed		40.00
7-1/4" Primed		72.00
4-9/16" Primed Poplar		16.00
4-9/16" Birch Veneer Jamb		-10.00
4-9/16" Poplar Veneer Jamb		-21.00
4-9/16" Maple Veneer Jamb		-5.00
<b>Colored Hinges</b>	<b>6/8</b>	
per Door For Double Doors x 2		6.00
<b>Misc. Adders</b>		
HC / Panel Cut in Width or Height		45.00
Door Prepped for MaC Spec		20.00
Door Prepped Non-Standard Spec		40.00
Shoe/Stop Applied on Bi-Pass or Bifold		13.00
Bi-Pass or Bifold Jamb Set-up		11.00

Prefinishing Adders:	6/8
Panel Slab	98.00
Panel Bifold - 2 DR	89.00
Panel Bifold - 4 DR	178.00
<b>Prefinishing Prehung Adders:</b>	<b>6/8</b>
Panel - Single	120.00
Panel - Double/Bi-Pass	225.00
Panel - Double w/ Astragal	239.00
Panel PH Bifold - 2 DR	114.00
Panel PH Bifold - 4 DR	226.00

Cased Openings	1/0 - 6/0
4-9/16" Primed	96.00
4-9/16" Oak Veneer	77.00
4-9/16" Birch Veneer	86.00

For additional options see page 4.

**Pre-Hung Units Include:** 4-9/16" Primed Jamb with 1-1/4" Primed Colonial Stop.(Casing NOT Included)  
 1-1/2 Pair (3) Zinc Dichromate Hinges **\*\*W/BC** = Ball Catch  
 2-3/4" Backset with 1" Edge Bore (Prepared for Drive Latch) **\*W/AST** = With Primed Astragal and Top Flush Bolt  
 Slab Doors are Full and Square, (Pre-Hung Doors Beveled)

Assembled Units can NOT be cancelled or returned

McMahon and Company W 213 N 16910 Industrial Dr Jackson WI 53037 Phone 1-262-677-9900 Fax 1-262-677-1200



#793H



#795H

PRIMED Size	1-3/4" Slab 6/8	1-3/4" Pre-Hung 6/8	1-3/4" Slab 6/8	1-3/4" Pre-Hung 6/8
1/0	380.00	491.00	388.00	499.00
1/2	380.00	491.00	388.00	499.00
1/3	380.00	491.00	388.00	499.00
1/4	380.00	491.00	388.00	499.00
1/6	380.00	491.00	388.00	499.00
1/8	380.00	491.00	388.00	499.00
1/10	419.00	530.00	440.00	551.00
2/0	419.00	530.00	440.00	551.00
2/2	419.00	530.00	440.00	551.00
2/4	419.00	530.00	440.00	551.00
2/6	424.00	535.00	446.00	557.00
2/8	424.00	535.00	446.00	557.00
2/10	428.00	539.00	449.00	560.00
3/0	428.00	539.00	449.00	560.00
<b>Double Doors</b>	<b>B/C</b>	<b>AST</b>	<b>B/C</b>	<b>AST</b>
3/0	918.00	961.00	934.00	977.00
4/0	996.00	1039.00	1038.00	1081.00
5/0	1006.00	1049.00	1050.00	1093.00
6/0	1014.00	1057.00	1056.00	1099.00
<b>Bi-Pass Units</b>				
4/0		969.00		1011.00
5/0		979.00		1023.00
6/0		987.00		1029.00

From 4-9/16" Primed Jamb TO:	1/0 - 6/0
4-13/16 or 4-7/8" Primed	4.00
6-9/16" Primed	40.00
7-1/4" Primed	72.00
4-9/16" Primed Poplar	16.00
4-9/16" Birch Veneer Jamb	-10.00
4-9/16" Poplar Veneer Jamb	-21.00
4-9/16" Maple Veneer Jamb	-5.00
<b>Colored Hinges</b>	<b>6/8</b>
per Door For Double Doors x 2	6.00
<b>Misc. Adders</b>	
HC / Panel Cut in Width or Height	45.00
Door Prepped for MaC Spec	20.00
Door Prepped Non-Standard Spec	40.00
Shoe/Stop Applied on Bi-Pass or Bifold	13.00
Bi-Pass or Bifold Jamb Set-up	11.00

Prefinishing Adders:	6/8
Panel Slab	98.00
Panel Bifold - 2 DR	89.00
Panel Bifold - 4 DR	178.00
<b>Prefinishing Prehung Adders:</b>	<b>6/8</b>
Panel - Single	120.00
Panel - Double/Bi-Pass	225.00
Panel - Double w/ Astragal	239.00
Panel PH Bifold - 2 DR	114.00
Panel PH Bifold - 4 DR	226.00

Cased Openings	1/0 - 6/0
4-9/16" Primed	96.00
4-9/16" Oak Veneer	77.00
4-9/16" Birch Veneer	86.00

For additional options see page 4.

**Pre-Hung Units Include:** 4-9/16" Primed Jamb with 1-1/4" Primed Colonial Stop.(Casing NOT Included)  
 1-1/2 Pair (3) Zinc Dichromate Hinges  
 2-3/4" Backset with 1" Edge Bore (Prepared for Drive Latch)  
 Slab Doors are Full and Square, (Pre-Hung Doors Beveled)

\*\*W/BC = Ball Catch  
 \*W/AST = With Primed Astragal and Top Flush Bolt

Assembled Units can NOT be cancelled or returned

McMahon and Company W 213 N 16910 Industrial Dr Jackson WI 53037 Phone 1-262-677-9900 Fax 1-262-677-1200

# PBI Primed Stile and Rail

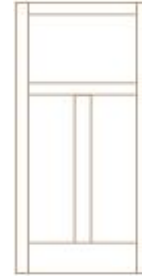
**SHADED AREA  
SPECIAL ORDER**



#7910



#7920



#793E

PRIMED Size	1-3/8" Slab	1-3/8" Pre-Hung	1-3/8" Slab	1-3/8" Pre-Hung	1-3/8" Slab	1-3/8" Pre-Hung
	7/0	7/0	7/0	7/0	7/0	7/0
1/0	347.00	476.00	355.00	484.00	355.00	484.00
1/2	347.00	476.00	355.00	484.00	355.00	484.00
1/3	347.00	476.00	355.00	484.00	355.00	484.00
1/4	347.00	476.00	355.00	484.00	355.00	484.00
1/6	332.00	461.00	339.00	468.00	355.00	484.00
1/8	347.00	476.00	355.00	484.00	355.00	484.00
1/10	368.00	497.00	387.00	516.00	395.00	524.00
2/0	352.00	481.00	370.00	499.00	395.00	524.00
2/2	368.00	497.00	387.00	516.00	395.00	524.00
2/4	352.00	481.00	370.00	499.00	395.00	524.00
2/6	357.00	486.00	373.00	502.00	400.00	529.00
2/8	357.00	486.00	373.00	502.00	400.00	529.00
2/10	361.00	490.00	377.00	506.00	404.00	533.00
3/0	361.00	490.00	377.00	506.00	404.00	533.00
<b>Double Doors</b>	<b>B/C</b>	<b>AST</b>	<b>B/C</b>	<b>AST</b>	<b>B/C</b>	<b>AST</b>
3/0	852.00	895.00	866.00	909.00	898.00	941.00
4/0	892.00	935.00	928.00	971.00	978.00	1021.00
5/0	902.00	945.00	934.00	977.00	988.00	1031.00
6/0	910.00	953.00	942.00	985.00	996.00	1039.00
<b>Bifolds</b>	<b>Slabs</b>	<b>PH/KD</b>	<b>Slabs</b>	<b>PH/KD</b>	<b>Slabs</b>	<b>PH/KD</b>
2/0	682.00	801.00	659.00	778.00	659.00	778.00
2/6	698.00	817.00	675.00	794.00	675.00	794.00
3/0	716.00	835.00	691.00	810.00	691.00	810.00
4/0	1363.00	1482.00	1317.00	1436.00	1317.00	1436.00
5/0	1396.00	1515.00	1349.00	1468.00	1349.00	1468.00
6/0	1432.00	1551.00	1382.00	1501.00	1382.00	1501.00
<b>Bi-Pass Units</b>						
4/0		865.00		901.00		951.00
5/0		875.00		907.00		961.00
6/0		883.00		915.00		969.00

From 4-9/16" Primed Jamb TO:	1/0 - 6/0
4-13/16 or 4-7/8" Primed	4.00
6-9/16" Primed	40.00
7-1/4" Primed	72.00
4-9/16" Primed Poplar	16.00
4-9/16" Birch Veneer Jamb	-10.00
4-9/16" Poplar Veneer Jamb	-21.00
4-9/16" Maple Veneer Jamb	-5.00
<b>Colored Hinges</b>	<b>7/0</b>
per Door For Double Doors x 2	6.00
<b>Misc. Adders</b>	
HC / Panel Cut in Width or Height	45.00
Door Prepped for MaC Spec	20.00
Door Prepped Non-Standard Spec	40.00
Shoe/Stop Applied on Bi-Pass or Bifold	13.00
Bi-Pass or Bifold Jamb Set-up	11.00

Prefinishing Adders:	7/0
Panel Slab	107.00
Panel Bifold - 2 DR	99.00
Panel Bifold - 4 DR	196.00
<b>Prefinishing Prehung Adders:</b>	<b>7/0</b>
Panel - Single	133.00
Panel - Double/Bi-Pass	248.00
Panel - Double w/ Astragal	264.00
Panel PH Bifold - 2 DR	126.00
Panel PH Bifold - 4 DR	249.00

**For additional options see page 4.**


**Pre-Hung Units Include:** 4-9/16" Primed Jamb with 1-1/4" Primed Colonial Stop.(Casing NOT Included)  
 1-1/2 Pair (3) Zinc Dichromate Hinges **\*\*W/BC** = Ball Catch  
 2-3/4" Backset with 1" Edge Bore (Prepared for Drive Latch) **\*W/AST** = With Primed Astragal and Top Flush Bolt  
 Slab Doors are Full and Square, (Pre-Hung Doors Beveled)

Assembled Units can NOT be cancelled or returned

McMahon and Company W 213 N 16910 Industrial Dr Jackson WI 53037 Phone 1-262-677-9900 Fax 1-262-677-1200



#793H



#795H

PRIMED Size	1-3/8" Slab 7/0	1-3/8" Pre-Hung 7/0	1-3/8" Slab 7/0	1-3/8" Pre-Hung 7/0
1/0	356.00	485.00	364.00	493.00
1/2	356.00	485.00	364.00	493.00
1/3	356.00	485.00	364.00	493.00
1/4	356.00	485.00	364.00	493.00
1/6	356.00	485.00	364.00	493.00
1/8	356.00	485.00	364.00	493.00
1/10	395.00	524.00	416.00	545.00
2/0	395.00	524.00	416.00	545.00
2/2	395.00	524.00	416.00	545.00
2/4	395.00	524.00	416.00	545.00
2/6	400.00	529.00	422.00	551.00
2/8	400.00	529.00	422.00	551.00
2/10	404.00	533.00	425.00	554.00
3/0	404.00	533.00	425.00	554.00
<b>Double Doors</b>	<b>B/C</b>	<b>AST</b>	<b>B/C</b>	<b>AST</b>
3/0	900.00	943.00	916.00	959.00
4/0	978.00	1021.00	1020.00	1063.00
5/0	988.00	1031.00	1032.00	1075.00
6/0	996.00	1039.00	1038.00	1081.00
<b>Bifolds</b>	<b>Slabs</b>	<b>PH/KD</b>	<b>Slabs</b>	<b>PH/KD</b>
2/0	666.00	785.00	682.00	801.00
2/6	682.00	801.00	698.00	817.00
3/0	698.00	817.00	716.00	835.00
4/0	1331.00	1450.00	1363.00	1482.00
5/0	1363.00	1482.00	1396.00	1515.00
6/0	1396.00	1515.00	1432.00	1551.00
<b>Bi-Pass Units</b>				
4/0		951.00		993.00
5/0		961.00		1005.00
6/0		969.00		1011.00

From 4-9/16" Primed Jamb TO:	1/0 - 6/0
4-13/16 or 4-7/8" Primed	4.00
6-9/16" Primed	40.00
7-1/4" Primed	72.00
4-9/16" Primed Poplar	16.00
4-9/16" Birch Veneer Jamb	-10.00
4-9/16" Poplar Veneer Jamb	-21.00
4-9/16" Maple Veneer Jamb	-5.00
<b>Colored Hinges</b>	<b>7/0</b>
per Door For Double Doors x 2	6.00
<b>Misc. Adders</b>	
HC / Panel Cut in Width or Height	45.00
Door Prepped for MaC Spec	20.00
Door Prepped Non-Standard Spec	40.00
Shoe/Stop Applied on Bi-Pass or Bifold	13.00
Bi-Pass or Bifold Jamb Set-up	11.00

Prefinishing Adders:	7/0
Panel Slab	107.00
Panel Bifold - 2 DR	99.00
Panel Bifold - 4 DR	196.00
<b>Prefinishing Prehung Adders:</b>	<b>7/0</b>
Panel - Single	133.00
Panel - Double/Bi-Pass	248.00
Panel - Double w/ Astragal	264.00
Panel PH Bifold - 2 DR	126.00
Panel PH Bifold - 4 DR	249.00

For additional options see page 4.

**Pre-Hung Units Include:** 4-9/16" Primed Jamb with 1-1/4" Primed Colonial Stop. (Casing NOT Included)  
 1-1/2 Pair (3) Zinc Dichromate Hinges **\*\*W/BC** = Ball Catch  
 2-3/4" Backset with 1" Edge Bore (Prepared for Drive Latch) **\*W/AST** = With Primed Astragal and Top Flush Bolt  
 Slab Doors are Full and Square, (Pre-Hung Doors Beveled)

Assembled Units can NOT be cancelled or returned

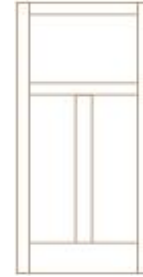
McMahon and Company W 213 N 16910 Industrial Dr Jackson WI 53037 Phone 1-262-677-9900 Fax 1-262-677-1200



#7910



#7920



#793E

PRIMED Size	1-3/4" Slab		1-3/4" Pre-Hung		1-3/4" Slab		1-3/4" Pre-Hung		1-3/4" Slab		1-3/4" Pre-Hung	
	7/0	7/0	7/0	7/0	7/0	7/0	7/0	7/0	7/0	7/0	7/0	7/0
1/0	428.00	557.00	436.00	565.00	436.00	565.00	436.00	565.00	436.00	565.00	436.00	565.00
1/2	428.00	557.00	436.00	565.00	436.00	565.00	436.00	565.00	436.00	565.00	436.00	565.00
1/3	428.00	557.00	436.00	565.00	436.00	565.00	436.00	565.00	436.00	565.00	436.00	565.00
1/4	428.00	557.00	436.00	565.00	436.00	565.00	436.00	565.00	436.00	565.00	436.00	565.00
1/6	428.00	557.00	436.00	565.00	436.00	565.00	436.00	565.00	436.00	565.00	436.00	565.00
1/8	428.00	557.00	436.00	565.00	436.00	565.00	436.00	565.00	436.00	565.00	436.00	565.00
1/10	449.00	578.00	468.00	597.00	476.00	605.00	476.00	605.00	476.00	605.00	476.00	605.00
2/0	449.00	578.00	468.00	597.00	476.00	605.00	476.00	605.00	476.00	605.00	476.00	605.00
2/2	449.00	578.00	468.00	597.00	476.00	605.00	476.00	605.00	476.00	605.00	476.00	605.00
2/4	449.00	578.00	468.00	597.00	476.00	605.00	476.00	605.00	476.00	605.00	476.00	605.00
2/6	455.00	584.00	472.00	601.00	481.00	610.00	481.00	610.00	481.00	610.00	481.00	610.00
2/8	455.00	584.00	472.00	601.00	481.00	610.00	481.00	610.00	481.00	610.00	481.00	610.00
2/10	459.00	588.00	476.00	605.00	485.00	614.00	485.00	614.00	485.00	614.00	485.00	614.00
3/0	459.00	588.00	476.00	605.00	485.00	614.00	485.00	614.00	485.00	614.00	485.00	614.00
<b>Double Doors</b>	<b>B/C</b>	<b>AST</b>	<b>B/C</b>	<b>AST</b>	<b>B/C</b>	<b>AST</b>	<b>B/C</b>	<b>AST</b>	<b>B/C</b>	<b>AST</b>	<b>B/C</b>	<b>AST</b>
3/0	1044.00	1087.00	1060.00	1103.00	1060.00	1103.00	1060.00	1103.00	1060.00	1103.00	1060.00	1103.00
4/0	1086.00	1129.00	1124.00	1167.00	1140.00	1183.00	1140.00	1183.00	1140.00	1183.00	1140.00	1183.00
5/0	1098.00	1141.00	1132.00	1175.00	1150.00	1193.00	1150.00	1193.00	1150.00	1193.00	1150.00	1193.00
6/0	1106.00	1149.00	1140.00	1183.00	1158.00	1201.00	1158.00	1201.00	1158.00	1201.00	1158.00	1201.00
<b>Bi-Pass Units</b>												
4/0	1059.00		1097.00		1113.00							
5/0	1071.00		1105.00		1123.00							
6/0	1079.00		1113.00		1131.00							

From 4-9/16" Primed Jamb TO:		1/0 - 6/0
4-13/16 or 4-7/8" Primed		4.00
6-9/16" Primed		40.00
7-1/4" Primed		72.00
4-9/16" Primed Poplar		16.00
4-9/16" Birch Veneer Jamb		-10.00
4-9/16" Poplar Veneer Jamb		-21.00
4-9/16" Maple Veneer Jamb		-5.00
<b>Colored Hinges</b>		<b>7/0</b>
per Door For Double Doors x 2		6.00
<b>Misc. Adders</b>		
HC / Panel Cut in Width or Height		45.00
Door Prepped for MaC Spec		20.00
Door Prepped Non-Standard Spec		40.00
Shoe/Stop Applied on Bi-Pass or Bifold		13.00
Bi-Pass or Bifold Jamb Set-up		11.00

Prefinishing Adders:	7/0
Panel Slab	107.00
Panel Bifold - 2 DR	99.00
Panel Bifold - 4 DR	196.00
<b>Prefinishing Prehung Adders:</b>	
<b>7/0</b>	
Panel - Single	133.00
Panel - Double/Bi-Pass	248.00
Panel - Double w/ Astragal	264.00
Panel PH Bifold - 2 DR	126.00
Panel PH Bifold - 4 DR	249.00

For additional options see page 4.


**Pre-Hung Units Include:** 4-9/16" Primed Jamb with 1-1/4" Primed Colonial Stop.(Casing NOT Included)  
 1-1/2 Pair (3) Zinc Dichromate Hinges **\*\*W/BC** = Ball Catch  
 2-3/4" Backset with 1" Edge Bore (Prepared for Drive Latch) **\*W/AST** = With Primed Astragal and Top Flush Bolt  
 Slab Doors are Full and Square, (Pre-Hung Doors Beveled)

Assembled Units can NOT be cancelled or returned

McMahon and Company W 213 N 16910 Industrial Dr Jackson WI 53037 Phone 1-262-677-9900 Fax 1-262-677-1200



#793H



#795H

PRIMED Size	1-3/4" Slab 7/0	1-3/4" Pre-Hung 7/0	1-3/4" Slab 7/0	1-3/4" Pre-Hung 7/0
1/0	437.00	566.00	445.00	574.00
1/2	437.00	566.00	445.00	574.00
1/3	437.00	566.00	445.00	574.00
1/4	437.00	566.00	445.00	574.00
1/6	437.00	566.00	445.00	574.00
1/8	437.00	566.00	445.00	574.00
1/10	476.00	605.00	497.00	626.00
2/0	476.00	605.00	497.00	626.00
2/2	476.00	605.00	497.00	626.00
2/4	476.00	605.00	497.00	626.00
2/6	481.00	610.00	503.00	632.00
2/8	481.00	610.00	503.00	632.00
2/10	485.00	614.00	506.00	635.00
3/0	485.00	614.00	506.00	635.00
<b>Double Doors</b>	<b>B/C</b>	<b>AST</b>	<b>B/C</b>	<b>AST</b>
3/0	1062.00	1105.00	1078.00	1121.00
4/0	1140.00	1183.00	1182.00	1225.00
5/0	1150.00	1193.00	1194.00	1237.00
6/0	1158.00	1201.00	1200.00	1243.00
<b>Bi-Pass Units</b>				
4/0	1113.00		1155.00	
5/0	1123.00		1167.00	
6/0	1131.00		1173.00	

From 4-9/16" Primed Jamb TO:	1/0 - 6/0
4-13/16 or 4-7/8" Primed	4.00
6-9/16" Primed	40.00
7-1/4" Primed	72.00
4-9/16" Primed Poplar	16.00
4-9/16" Birch Veneer Jamb	-10.00
4-9/16" Poplar Veneer Jamb	-21.00
4-9/16" Maple Veneer Jamb	-5.00
<b>Colored Hinges</b>	<b>7/0</b>
per Door For Double Doors x 2	6.00
<b>Misc. Adders</b>	
HC / Panel Cut in Width or Height	45.00
Door Prepped for MaC Spec	20.00
Door Prepped Non-Standard Spec	40.00
Shoe/Stop Applied on Bi-Pass or Bifold	13.00
Bi-Pass or Bifold Jamb Set-up	11.00

Prefinishing Adders:	7/0
Panel Slab	107.00
Panel Bifold - 2 DR	99.00
Panel Bifold - 4 DR	196.00
<b>Prefinishing Prehung Adders:</b>	<b>7/0</b>
Panel - Single	133.00
Panel - Double/Bi-Pass	248.00
Panel - Double w/ Astragal	264.00
Panel PH Bifold - 2 DR	126.00
Panel PH Bifold - 4 DR	249.00

For additional options see page 4.

**Pre-Hung Units Include:** 4-9/16" Primed Jamb with 1-1/4" Primed Colonial Stop.(Casing NOT Included)  
 1-1/2 Pair (3) Zinc Dichromate Hinges  
 2-3/4" Backset with 1" Edge Bore (Prepared for Drive Latch)  
 Slab Doors are Full and Square, (Pre-Hung Doors Beveled)

\*\*W/BC = Ball Catch  
 \*W/AST = With Primed Astragal and Top Flush Bolt

Assembled Units can NOT be cancelled or returned

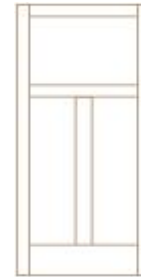
McMahon and Company W 213 N 16910 Industrial Dr Jackson WI 53037 Phone 1-262-677-9900 Fax 1-262-677-1200



#7910



#7920



#793E

PRIMED Size	1-3/8" Slab 7/6	1-3/8" Pre-Hung 7/6	1-3/8" Slab 7/6	1-3/8" Pre-Hung 7/6	1-3/8" Slab 7/6	1-3/8" Pre-Hung 7/6
	1/0	389.00	522.00	397.00	530.00	397.00
1/2	389.00	522.00	397.00	530.00	397.00	530.00
1/3	389.00	522.00	397.00	530.00	397.00	530.00
1/4	389.00	522.00	397.00	530.00	397.00	530.00
1/6	389.00	522.00	397.00	530.00	397.00	530.00
1/8	389.00	522.00	397.00	530.00	397.00	530.00
1/10	410.00	543.00	429.00	562.00	437.00	570.00
2/0	410.00	543.00	429.00	562.00	437.00	570.00
2/2	410.00	543.00	429.00	562.00	437.00	570.00
2/4	410.00	543.00	429.00	562.00	437.00	570.00
2/6	416.00	549.00	433.00	566.00	442.00	575.00
2/8	416.00	549.00	433.00	566.00	442.00	575.00
2/10	420.00	553.00	437.00	570.00	446.00	579.00
3/0	420.00	553.00	437.00	570.00	446.00	579.00
<b>Double Doors</b>	<b>B/C</b>	<b>AST</b>	<b>B/C</b>	<b>AST</b>	<b>B/C</b>	<b>AST</b>
3/0	969.00	1012.00	985.00	1028.00	985.00	1028.00
4/0	1011.00	1054.00	1049.00	1092.00	1065.00	1108.00
5/0	1023.00	1066.00	1057.00	1100.00	1075.00	1118.00
6/0	1031.00	1074.00	1065.00	1108.00	1083.00	1126.00
<b>Bifolds</b>	<b>Slabs</b>	<b>PH/KD</b>	<b>Slabs</b>	<b>PH/KD</b>	<b>Slabs</b>	<b>PH/KD</b>
2/0	766.00	889.00	743.00	866.00	743.00	866.00
2/6	782.00	905.00	759.00	882.00	759.00	882.00
3/0	800.00	923.00	775.00	898.00	775.00	898.00
4/0	1531.00	1654.00	1485.00	1608.00	1485.00	1608.00
5/0	1564.00	1687.00	1517.00	1640.00	1517.00	1640.00
6/0	1600.00	1723.00	1550.00	1673.00	1550.00	1673.00
<b>Bi-Pass Units</b>						
4/0		984.00		1022.00		1038.00
5/0		996.00		1030.00		1048.00
6/0		1004.00		1038.00		1056.00

From 4-9/16" Primed Jamb TO:		1/0 - 6/0
4-13/16 or 4-7/8" Primed		4.00
6-9/16" Primed		40.00
7-1/4" Primed		72.00
4-9/16" Primed Poplar		16.00
4-9/16" Birch Veneer Jamb		-10.00
4-9/16" Poplar Veneer Jamb		-21.00
4-9/16" Maple Veneer Jamb		-5.00
<b>Colored Hinges</b>		<b>7/6</b>
per Door For Double Doors x 2		8.00
<b>Misc. Adders</b>		
HC / Panel Cut in Width or Height		45.00
Door Prepped for MaC Spec		20.00
Door Prepped Non-Standard Spec		40.00
Shoe/Stop Applied on Bi-Pass or Bifold		13.00
Bi-Pass or Bifold Jamb Set-up		11.00

Prefinishing Adders:	7/6
Panel Slab	146.00
Panel Bifold - 2 DR	133.00
Panel Bifold - 4 DR	266.00
<b>Prefinishing Prehung Adders:</b>	<b>7/6</b>
Panel - Single	181.00
Panel - Double/Bi-Pass	337.00
Panel - Double w/ Astragal	359.00
Panel PH Bifold - 2 DR	171.00
Panel PH Bifold - 4 DR	340.00

Cased Openings	1/0 - 6/0
4-9/16" Primed	96.00
4-9/16" Oak Veneer	77.00
4-9/16" Birch Veneer	86.00

For additional options see page 4.


**Pre-Hung Units Include:** 4-9/16" Primed Jamb with 1-1/4" Primed Colonial Stop.(Casing NOT Included)  
 1-1/2 Pair (3) Zinc Dichromate Hinges **\*\*W/BC** = Ball Catch  
 2-3/4" Backset with 1" Edge Bore (Prepared for Drive Latch) **\*W/AST** = With Primed Astragal and Top Flush Bolt  
 Slab Doors are Full and Square, (Pre-Hung Doors Beveled)

Assembled Units can NOT be cancelled or returned

McMahon and Company W 213 N 16910 Industrial Dr Jackson WI 53037 Phone 1-262-677-9900 Fax 1-262-677-1200



#793H



#795H

PRIMED Size	1-3/8" Slab 7/6	1-3/8" Pre-Hung 7/6	1-3/8" Slab 7/6	1-3/8" Pre-Hung 7/6
1/0	398.00	531.00	406.00	539.00
1/2	398.00	531.00	406.00	539.00
1/3	398.00	531.00	406.00	539.00
1/4	398.00	531.00	406.00	539.00
1/6	398.00	531.00	406.00	539.00
1/8	398.00	531.00	406.00	539.00
1/10	437.00	570.00	458.00	591.00
2/0	437.00	570.00	458.00	591.00
2/2	437.00	570.00	458.00	591.00
2/4	437.00	570.00	458.00	591.00
2/6	442.00	575.00	464.00	597.00
2/8	442.00	575.00	464.00	597.00
2/10	446.00	579.00	467.00	600.00
3/0	446.00	579.00	467.00	600.00
<b>Double Doors</b>	<b>B/C</b>	<b>AST</b>	<b>B/C</b>	<b>AST</b>
3/0	987.00	1030.00	1003.00	1046.00
4/0	1065.00	1108.00	1107.00	1150.00
5/0	1075.00	1118.00	1119.00	1162.00
6/0	1083.00	1126.00	1125.00	1168.00
<b>Bifolds</b>	<b>Slabs</b>	<b>PH/KD</b>	<b>Slabs</b>	<b>PH/KD</b>
2/0	750.00	873.00	766.00	889.00
2/6	766.00	889.00	782.00	905.00
3/0	782.00	905.00	800.00	923.00
4/0	1499.00	1622.00	1531.00	1654.00
5/0	1531.00	1654.00	1564.00	1687.00
6/0	1564.00	1687.00	1600.00	1723.00
<b>Bi-Pass Units</b>				
4/0		1038.00		1080.00
5/0		1048.00		1092.00
6/0		1056.00		1098.00

From 4-9/16" Primed Jamb TO:	1/0 - 6/0
4-13/16 or 4-7/8" Primed	4.00
6-9/16" Primed	40.00
7-1/4" Primed	72.00
4-9/16" Primed Poplar	16.00
4-9/16" Birch Veneer Jamb	-10.00
4-9/16" Poplar Veneer Jamb	-21.00
4-9/16" Maple Veneer Jamb	-5.00
<b>Colored Hinges</b>	<b>7/6</b>
per Door For Double Doors x 2	8.00
<b>Misc. Adders</b>	
HC / Panel Cut in Width or Height	45.00
Door Prepped for MaC Spec	20.00
Door Prepped Non-Standard Spec	40.00
Shoe/Stop Applied on Bi-Pass or Bifold	13.00
Bi-Pass or Bifold Jamb Set-up	11.00

Prefinishing Adders:	7/6
Panel Slab	146.00
Panel Bifold - 2 DR	133.00
Panel Bifold - 4 DR	266.00
<b>Prefinishing Prehung Adders:</b>	<b>7/6</b>
Panel - Single	181.00
Panel - Double/Bi-Pass	337.00
Panel - Double w/ Astragal	359.00
Panel PH Bifold - 2 DR	171.00
Panel PH Bifold - 4 DR	340.00

Cased Openings	1/0 - 6/0
4-9/16" Primed	96.00
4-9/16" Oak Veneer	77.00
4-9/16" Birch Veneer	86.00

For additional options see page 4.

**Pre-Hung Units Include:** 4-9/16" Primed Jamb with 1-1/4" Primed Colonial Stop. (Casing NOT Included)  
 1-1/2 Pair (3) Zinc Dichromate Hinges  
 2-3/4" Backset with 1" Edge Bore (Prepared for Drive Latch)  
 Slab Doors are Full and Square, (Pre-Hung Doors Beveled)

\*\*W/BC = Ball Catch  
 \*W/AST = With Primed Astragal and Top Flush Bolt

Assembled Units can NOT be cancelled or returned

McMahon and Company W 213 N 16910 Industrial Dr Jackson WI 53037 Phone 1-262-677-9900 Fax 1-262-677-1200





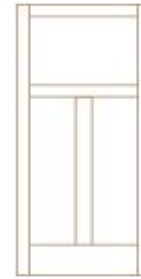




#7910



#7920



#793E

PRIMED Size	1-3/8" Slab 8/0		1-3/8" Pre-Hung 8/0		1-3/8" Slab 8/0		1-3/8" Pre-Hung 8/0		1-3/8" Slab 8/0		1-3/8" Pre-Hung 8/0	
	1/0	389.00	522.00	397.00	530.00	397.00	530.00	397.00	530.00	397.00	530.00	397.00
1/2	389.00	522.00	397.00	530.00	397.00	530.00	397.00	530.00	397.00	530.00	397.00	530.00
1/3	389.00	522.00	397.00	530.00	397.00	530.00	397.00	530.00	397.00	530.00	397.00	530.00
1/4	389.00	522.00	397.00	530.00	397.00	530.00	397.00	530.00	397.00	530.00	397.00	530.00
1/6	389.00	522.00	397.00	530.00	397.00	530.00	397.00	530.00	397.00	530.00	397.00	530.00
1/8	389.00	522.00	397.00	530.00	397.00	530.00	397.00	530.00	397.00	530.00	397.00	530.00
1/10	410.00	543.00	429.00	562.00	429.00	562.00	429.00	562.00	429.00	562.00	429.00	562.00
2/0	410.00	543.00	429.00	562.00	429.00	562.00	429.00	562.00	429.00	562.00	429.00	562.00
2/2	410.00	543.00	429.00	562.00	429.00	562.00	429.00	562.00	429.00	562.00	429.00	562.00
2/4	410.00	543.00	429.00	562.00	429.00	562.00	429.00	562.00	429.00	562.00	429.00	562.00
2/6	416.00	549.00	433.00	566.00	433.00	566.00	433.00	566.00	433.00	566.00	433.00	566.00
2/8	416.00	549.00	433.00	566.00	433.00	566.00	433.00	566.00	433.00	566.00	433.00	566.00
2/10	420.00	553.00	437.00	570.00	437.00	570.00	437.00	570.00	437.00	570.00	437.00	570.00
3/0	420.00	553.00	437.00	570.00	437.00	570.00	437.00	570.00	437.00	570.00	437.00	570.00
<b>Double Doors</b>	<b>B/C</b>	<b>AST</b>	<b>B/C</b>	<b>AST</b>	<b>B/C</b>	<b>AST</b>	<b>B/C</b>	<b>AST</b>	<b>B/C</b>	<b>AST</b>	<b>B/C</b>	<b>AST</b>
3/0	969.00	1012.00	985.00	1028.00	985.00	1028.00	985.00	1028.00	985.00	1028.00	985.00	1028.00
4/0	1011.00	1054.00	1049.00	1092.00	1049.00	1092.00	1049.00	1092.00	1049.00	1092.00	1049.00	1092.00
5/0	1023.00	1066.00	1057.00	1100.00	1057.00	1100.00	1057.00	1100.00	1057.00	1100.00	1057.00	1100.00
6/0	1031.00	1074.00	1065.00	1108.00	1065.00	1108.00	1065.00	1108.00	1065.00	1108.00	1065.00	1108.00
<b>Bifolds</b>	<b>Slabs</b>	<b>PH/KD</b>	<b>Slabs</b>	<b>PH/KD</b>	<b>Slabs</b>	<b>PH/KD</b>	<b>Slabs</b>	<b>PH/KD</b>	<b>Slabs</b>	<b>PH/KD</b>	<b>Slabs</b>	<b>PH/KD</b>
2/0	766.00	889.00	743.00	866.00	743.00	866.00	743.00	866.00	743.00	866.00	743.00	866.00
2/6	782.00	905.00	759.00	882.00	759.00	882.00	759.00	882.00	759.00	882.00	759.00	882.00
3/0	800.00	923.00	775.00	898.00	775.00	898.00	775.00	898.00	775.00	898.00	775.00	898.00
4/0	1531.00	1654.00	1485.00	1608.00	1485.00	1608.00	1485.00	1608.00	1485.00	1608.00	1485.00	1608.00
5/0	1564.00	1687.00	1517.00	1640.00	1517.00	1640.00	1517.00	1640.00	1517.00	1640.00	1517.00	1640.00
6/0	1600.00	1723.00	1550.00	1673.00	1550.00	1673.00	1550.00	1673.00	1550.00	1673.00	1550.00	1673.00
<b>Bi-Pass Units</b>												
4/0		984.00		1022.00		1038.00						
5/0		996.00		1030.00		1048.00						
6/0		1004.00		1038.00		1056.00						

From 4-9/16" Primed Jamb TO:		1/0 - 6/0
4-13/16 or 4-7/8" Primed		4.00
6-9/16" Primed		40.00
7-1/4" Primed		72.00
4-9/16" Primed Poplar		16.00
4-9/16" Birch Veneer Jamb		-10.00
4-9/16" Poplar Veneer Jamb		-21.00
4-9/16" Maple Veneer Jamb		-5.00
<b>Colored Hinges</b>		<b>8/0</b>
per Door For Double Doors x 2		8.00
<b>Misc. Adders</b>		
HC / Panel Cut in Width or Height		45.00
Door Prepped for MaC Spec		20.00
Door Prepped Non-Standard Spec		40.00
Shoe/Stop Applied on Bi-Pass or Bifold		13.00
Bi-Pass or Bifold Jamb Set-up		11.00

Prefinishing Adders:		8/0
Panel Slab		146.00
Panel Bifold - 2 DR		133.00
Panel Bifold - 4 DR		266.00
<b>Prefinishing Prehung Adders:</b>		<b>8/0</b>
Panel - Single		181.00
Panel - Double/Bi-Pass		337.00
Panel - Double w/ Astragal		359.00
Panel PH Bifold - 2 DR		171.00
Panel PH Bifold - 4 DR		340.00

Cased Openings		1/0 - 6/0
4-9/16" Primed		96.00
4-9/16" Oak Veneer		77.00
4-9/16" Birch Veneer		86.00

For additional options see page 4.

**Pre-Hung Units Include:** 4-9/16" Primed Jamb with 1-1/4" Primed Colonial Stop.(Casing NOT Included)  
 1-1/2 Pair (3) Zinc Dichromate Hinges **\*\*W/BC** = Ball Catch  
 2-3/4" Backset with 1" Edge Bore (Prepared for Drive Latch) **\*W/AST** = With Primed Astragal and Top Flush Bolt  
 Slab Doors are Full and Square, (Pre-Hung Doors Beveled)

Assembled Units can NOT be cancelled or returned

McMahon and Company W 213 N 16910 Industrial Dr Jackson WI 53037 Phone 1-262-677-9900 Fax 1-262-677-1200



#793H



#795H

PRIMED Size	1-3/8" Slab 8/0	1-3/8" Pre-Hung 8/0	1-3/8" Slab 8/0	1-3/8" Pre-Hung 8/0
1/0	398.00	531.00	406.00	539.00
1/2	398.00	531.00	406.00	539.00
1/3	398.00	531.00	406.00	539.00
1/4	398.00	531.00	406.00	539.00
1/6	398.00	531.00	406.00	539.00
1/8	398.00	531.00	406.00	539.00
1/10	437.00	570.00	458.00	591.00
2/0	437.00	570.00	458.00	591.00
2/2	437.00	570.00	458.00	591.00
2/4	437.00	570.00	458.00	591.00
2/6	442.00	575.00	464.00	597.00
2/8	442.00	575.00	464.00	597.00
2/10	446.00	579.00	467.00	600.00
3/0	446.00	579.00	467.00	600.00
<b>Double Doors</b>	<b>B/C</b>	<b>AST</b>	<b>B/C</b>	<b>AST</b>
3/0	987.00	1030.00	1003.00	1046.00
4/0	1065.00	1108.00	1107.00	1150.00
5/0	1075.00	1118.00	1119.00	1162.00
6/0	1083.00	1126.00	1125.00	1168.00
<b>Bifolds</b>	<b>Slabs</b>	<b>PH/KD</b>	<b>Slabs</b>	<b>PH/KD</b>
2/0	750.00	873.00	766.00	889.00
2/6	766.00	889.00	782.00	905.00
3/0	782.00	905.00	800.00	923.00
4/0	1499.00	1622.00	1531.00	1654.00
5/0	1531.00	1654.00	1564.00	1687.00
6/0	1564.00	1687.00	1600.00	1723.00
<b>Bi-Pass Units</b>				
4/0		1038.00		1080.00
5/0		1048.00		1092.00
6/0		1056.00		1098.00

From 4-9/16" Primed Jamb TO:		1/0 - 6/0
4-13/16 or 4-7/8" Primed		4.00
6-9/16" Primed		40.00
7-1/4" Primed		72.00
4-9/16" Primed Poplar		16.00
4-9/16" Birch Veneer Jamb		-10.00
4-9/16" Poplar Veneer Jamb		-21.00
4-9/16" Maple Veneer Jamb		-5.00
<b>Colored Hinges</b>		<b>8/0</b>
per Door For Double Doors x 2		8.00
<b>Misc. Adders</b>		
HC / Panel Cut in Width or Height		45.00
Door Prepped for MaC Spec		20.00
Door Prepped Non-Standard Spec		40.00
Shoe/Stop Applied on Bi-Pass or Bifold		13.00
Bi-Pass or Bifold Jamb Set-up		11.00

Prefinishing Adders:	8/0
Panel Slab	146.00
Panel Bifold - 2 DR	133.00
Panel Bifold - 4 DR	266.00
<b>Prefinishing Prehung Adders:</b>	<b>8/0</b>
Panel - Single	181.00
Panel - Double/Bi-Pass	337.00
Panel - Double w/ Astragal	359.00
Panel PH Bifold - 2 DR	171.00
Panel PH Bifold - 4 DR	340.00

Cased Openings	1/0 - 6/0
4-9/16" Primed	96.00
4-9/16" Oak Veneer	77.00
4-9/16" Birch Veneer	86.00

For additional options see page 4.

**Pre-Hung Units Include:** 4-9/16" Primed Jamb with 1-1/4" Primed Colonial Stop. (Casing NOT Included)  
 1-1/2 Pair (3) Zinc Dichromate Hinges  
 2-3/4" Backset with 1" Edge Bore (Prepared for Drive Latch)  
 Slab Doors are Full and Square, (Pre-Hung Doors Beveled)

\*\*W/BC = Ball Catch  
 \*W/AST = With Primed Astragal and Top Flush Bolt

Assembled Units can NOT be cancelled or returned

McMahon and Company W 213 N 16910 Industrial Dr Jackson WI 53037 Phone 1-262-677-9900 Fax 1-262-677-1200

# PBI Primed Stile and Rail

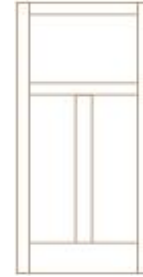
**SHADED AREA  
SPECIAL ORDER**



#7910



#7920



#793E

PRIMED Size	1-3/4"		1-3/4"		1-3/4"	
	Slab 8/0	Pre-Hung 8/0	Slab 8/0	Pre-Hung 8/0	Slab 8/0	Pre-Hung 8/0
1/0	470.00	603.00	478.00	611.00	478.00	611.00
1/2	470.00	603.00	478.00	611.00	478.00	611.00
1/3	470.00	603.00	478.00	611.00	478.00	611.00
1/4	470.00	603.00	478.00	611.00	478.00	611.00
1/6	455.00	588.00	462.00	595.00	478.00	611.00
1/8	470.00	603.00	478.00	611.00	478.00	611.00
1/10	491.00	624.00	510.00	643.00	518.00	651.00
2/0	475.00	608.00	493.00	626.00	518.00	651.00
2/2	491.00	624.00	510.00	643.00	518.00	651.00
2/4	475.00	608.00	493.00	626.00	518.00	651.00
2/6	480.00	613.00	496.00	629.00	523.00	656.00
2/8	480.00	613.00	496.00	629.00	523.00	656.00
2/10	484.00	617.00	500.00	633.00	527.00	660.00
3/0	484.00	617.00	500.00	633.00	527.00	660.00
<b>Double Doors</b>	<b>B/C</b>	<b>AST</b>	<b>B/C</b>	<b>AST</b>	<b>B/C</b>	<b>AST</b>
3/0	1101.00	1144.00	1115.00	1158.00	1147.00	1190.00
4/0	1141.00	1184.00	1177.00	1220.00	1227.00	1270.00
5/0	1151.00	1194.00	1183.00	1226.00	1237.00	1280.00
6/0	1159.00	1202.00	1191.00	1234.00	1245.00	1288.00
<b>Bi-Pass Units</b>						
4/0	1114.00		1150.00		1200.00	
5/0	1124.00		1156.00		1210.00	
6/0	1132.00		1164.00		1218.00	

From 4-9/16" Primed Jamb TO:		1/0 - 6/0
4-13/16 or 4-7/8" Primed		4.00
6-9/16" Primed		40.00
7-1/4" Primed		72.00
4-9/16" Primed Poplar		16.00
4-9/16" Birch Veneer Jamb		-10.00
4-9/16" Poplar Veneer Jamb		-21.00
4-9/16" Maple Veneer Jamb		-5.00
<b>Colored Hinges</b>		<b>8/0</b>
per Door For Double Doors x 2		8.00
<b>Misc. Adders</b>		
HC / Panel Cut in Width or Height		45.00
Door Prepped for MaC Spec		20.00
Door Prepped Non-Standard Spec		40.00
Shoe/Stop Applied on Bi-Pass or Bifold		13.00
Bi-Pass or Bifold Jamb Set-up		11.00

Prefinishing Adders:	8/0
Panel Slab	146.00
Panel Bifold - 2 DR	133.00
Panel Bifold - 4 DR	266.00
<b>Prefinishing Prehung Adders:</b>	<b>8/0</b>
Panel - Single	181.00
Panel - Double/Bi-Pass	337.00
Panel - Double w/ Astragal	359.00
Panel PH Bifold - 2 DR	171.00
Panel PH Bifold - 4 DR	340.00

Cased Openings	1/0 - 6/0
4-9/16" Primed	96.00
4-9/16" Oak Veneer	77.00
4-9/16" Birch Veneer	86.00

**For additional options see page 4.**

**Pre-Hung Units Include:** 4-9/16" Primed Jamb with 1-1/4" Primed Colonial Stop.(Casing NOT Included)  
 1-1/2 Pair (3) Zinc Dichromate Hinges **\*\*W/BC** = Ball Catch  
 2-3/4" Backset with 1" Edge Bore (Prepared for Drive Latch) **\*W/AST** = With Primed Astragal and  
 Slab Doors are Full and Square, (Pre-Hung Doors Beveled) Top Flush Bolt

Assembled Units can NOT be cancelled or returned

McMahon and Company W 213 N 16910 Industrial Dr Jackson WI 53037 Phone 1-262-677-9900 Fax 1-262-677-1200



# Primed French Doors

**Pantry Standard:**

*Door reads "Pantry" as you pull the door toward you. If you would like for the word "Pantry" to read as you push door away, you must order the door as "Pantry Reverse"*



**Pantry**  
#652



**Clear**  
1 - Lite



**Frosted**  
1 - Lite

Primed Size	1-3/8" Slab 6/8		1-3/8" Pre-Hung 6/8		1-3/8" Slab 6/8		1-3/8" Pre-Hung 6/8	
1/6					372.00	483.00	621.00	732.00
2/0	555.00	666.00			385.00	496.00	649.00	760.00
2/4	691.00	802.00			385.00	496.00	649.00	760.00
2/6	714.00	825.00			445.00	556.00	676.00	787.00
2/8	746.00	857.00			445.00	556.00	676.00	787.00
3/0					417.00	528.00	695.00	806.00
<b>Double Doors</b>					<b>B/C</b>	<b>AST</b>	<b>B/C</b>	<b>AST</b>
3/0					902.00	945.00	1400.00	1443.00
4/0					928.00	971.00	1456.00	1499.00
4/8					928.00	971.00	1456.00	1499.00
5/0					1048.00	1091.00	1510.00	1553.00
5/4					1048.00	1091.00	1510.00	1553.00
6/0					992.00	1035.00	1548.00	1591.00



**Clear**  
10 - Lite



**Clear**  
15 - Lite



**Clear**  
9 - Lite Prairie

Primed Size	1-3/8" Slab 6/8		1-3/8" Pre-Hung 6/8		1-3/8" Slab 6/8		1-3/8" Pre-Hung 6/8	
2/0	298.00	409.00					726.00	837.00
2/4	502.00	613.00			351.00	462.00	726.00	837.00
2/6	502.00	613.00			351.00	462.00	800.00	911.00
2/8	512.00	623.00			358.00	469.00	800.00	911.00
3/0	522.00	633.00			365.00	476.00	848.00	959.00
<b>Double Doors</b>					<b>B/C</b>	<b>AST</b>	<b>B/C</b>	<b>AST</b>
4/0	754.00	797.00					1610.00	1653.00
4/8	1162.00	1205.00			860.00	903.00	1610.00	1653.00
5/0	1162.00	1205.00			860.00	903.00	1758.00	1801.00
5/4	1182.00	1225.00			874.00	917.00	1758.00	1801.00
6/0	1202.00	1245.00			888.00	931.00	1854.00	1897.00
<b>Priming Adders:</b>								<b>6/8</b>
French Door Slab								143.00
<b>Priming Prehung Adders:</b>								<b>6/8</b>
French - Single								162.00
French - Double w/ B/C								312.00
French - Double w/ Ast.								324.00

**Pre-Hung Units Include:** 4-9/16" Primed Jamb with 1-1/4" Primed Colonial Stop. (Casing NOT Included)

1-1/2 Pair (3) Zinc Dichromate Hinges \*\*W/BC = Ball Catch

2-3/4" Backset with 1" Edge Bore (Prepared for Drive Latch) \*W/AST = With Primed Astragal and Top Flush Bolt

Slab Doors are 3/16" Under and Square, (Pre-Hung Doors Beveled)

Assembled Units can NOT be cancelled or returned

McMahon and Company W 213 N 16910 Industrial Dr Jackson WI 53037 Phone 1-262-677-9900 Fax 1-262-677-1200

# Pine French Doors

**Pantry Standard:**

*Door reads "Pantry" as you pull the door toward you. If you would like for the word "Pantry" to read as you push door away, you must order the door as "Pantry Reverse"*



**Pantry  
#652**



**Clear  
1 - Lite**



**Frosted  
1 - Lite**

Pine Size	1-3/8" Slab 6/8		1-3/8" Pre-Hung 6/8		1-3/8" Slab 6/8		1-3/8" Pre-Hung 6/8	
1/6					396.00	502.00	510.00	616.00
2/0	587.00	693.00			396.00	502.00	585.00	691.00
2/4	732.00	838.00			494.00	600.00	733.00	839.00
2/6	756.00	862.00			494.00	600.00	758.00	864.00
2/8	790.00	896.00			503.00	609.00	793.00	899.00
3/0					513.00	619.00	853.00	959.00
<b>Double Doors</b>					<b>B/C</b>	<b>AST</b>	<b>B/C</b>	<b>AST</b>
4/0					951.00	988.00	1329.00	1366.00
4/8					1147.00	1184.00	1625.00	1662.00
5/0					1147.00	1184.00	1675.00	1712.00
5/4					1165.00	1202.00	1745.00	1782.00
6/0					1185.00	1222.00	1865.00	1902.00



**Clear  
10 - Lite**



**Clear  
15 - Lite**



**Clear  
9 - Lite Prairie**

Pine Size	1-3/8" Slab 6/8		1-3/8" Pre-Hung 6/8		1-3/8" Slab 6/8		1-3/8" Pre-Hung 6/8	
2/0	310.00	416.00					583.00	689.00
2/4	531.00	637.00	364.00	470.00	364.00	470.00	684.00	790.00
2/6	531.00	637.00	364.00	470.00	364.00	470.00	684.00	790.00
2/8	542.00	648.00	371.00	477.00	371.00	477.00	698.00	804.00
3/0	552.00	658.00	379.00	485.00	379.00	485.00	712.00	818.00
<b>Double Doors</b>	<b>B/C</b>	<b>AST</b>	<b>B/C</b>	<b>AST</b>	<b>B/C</b>	<b>AST</b>	<b>B/C</b>	<b>AST</b>
4/0	779.00	816.00					1325.00	1362.00
4/8	1221.00	1258.00	887.00	924.00	887.00	924.00	1527.00	1564.00
5/0	1221.00	1258.00	887.00	924.00	887.00	924.00	1527.00	1564.00
5/4	1243.00	1280.00	901.00	938.00	901.00	938.00	1555.00	1592.00
6/0	1263.00	1300.00	917.00	954.00	917.00	954.00	1583.00	1620.00

<b>Prefinishing Adders:</b>	<b>6/8</b>
French Door Slab	143.00
<b>Prefinishing Prehung Adders:</b>	<b>6/8</b>
French - Single	162.00
French - Double w/ B/C	312.00
French - Double w/ Ast.	324.00

**Pre-Hung Units Include:** 4-9/16" Pine Veneer Jamb with 1-1/4" Pine Colonial Stop. (Casing NOT Included)  
 1-1/2 Pair (3) Zinc Dichromate Hinges \*\*W/BC = Ball Catch  
 2-3/4" Backset with 1" Edge Bore (Prepared for Drive Latch) \*W/AST = With Pine Astragal and Top Flush Bolt  
 Slab Doors are 3/16" Under and Square, (Pre-Hung Doors Beveled)

Assembled Units can NOT be cancelled or returned

McMahon and Company W 213 N 16910 Industrial Dr Jackson WI 53037 Phone 1-262-677-9900 Fax 1-262-677-1200



# Oak French Doors

**Pantry Standard:**  
*Door reads "Pantry" as you pull the door toward you. If you would like for the word "Pantry" to read as you push door away, you must order the door as "Pantry Reverse"*



Oak Size	Pantry #652		Clear 1 - Lite		Frosted 1 - Lite	
	1-3/8" Slab 6/8	1-3/8" Pre-Hung 6/8	1-3/8" Slab 6/8	1-3/8" Pre-Hung 6/8	1-3/8" Slab 6/8	1-3/8" Pre-Hung 6/8
1/6			614.00	721.00	716.00	823.00
2/0	846.00	953.00	614.00	721.00	785.00	892.00
2/4	907.00	1014.00	646.00	753.00	862.00	969.00
2/6	936.00	1043.00	646.00	753.00	885.00	992.00
2/8	978.00	1085.00	660.00	767.00	921.00	1028.00
3/0			660.00	767.00	966.00	1073.00
<b>Double Doors</b>			<b>B/C</b>	<b>AST</b>	<b>B/C</b>	<b>AST</b>
4/0			1397.00	1490.00	1739.00	1832.00
4/8			1461.00	1554.00	1893.00	1986.00
5/0			1461.00	1554.00	1939.00	2032.00
5/4			1489.00	1582.00	2011.00	2104.00
6/0			1489.00	1582.00	2101.00	2194.00



Oak Size	Clear 10 - Lite		Clear 15 - Lite		Clear 9 - Lite Prairie	
	1-3/8" Slab 6/8	1-3/8" Pre-Hung 6/8	1-3/8" Slab 6/8	1-3/8" Pre-Hung 6/8	1-3/8" Slab 6/8	1-3/8" Pre-Hung 6/8
1/6 - #630 - 5 Lite	437.00	544.00				
2/0	468.00	575.00			856.00	963.00
2/4	670.00	777.00	502.00	609.00	869.00	976.00
2/6	670.00	777.00	502.00	609.00	869.00	976.00
2/8	680.00	787.00	509.00	616.00	889.00	996.00
3/0	680.00	787.00	509.00	616.00	889.00	996.00
<b>Double Doors</b>	<b>B/C</b>	<b>AST</b>	<b>B/C</b>	<b>AST</b>	<b>B/C</b>	<b>AST</b>
4/0	1105.00	1198.00			1881.00	1974.00
4/8	1509.00	1602.00	1173.00	1266.00	1907.00	2000.00
5/0	1509.00	1602.00	1173.00	1266.00	1907.00	2000.00
5/4	1529.00	1622.00	1187.00	1280.00	1947.00	2040.00
6/0	1529.00	1622.00	1187.00	1280.00	1947.00	2040.00

<b>Prefinishing Adders:</b>	<b>6/8</b>
French Door Slab	143.00
<b>Prefinishing Prehung Adders:</b>	<b>6/8</b>
French - Single	162.00
French - Double w/ B/C	312.00
French - Double w/ Ast.	324.00

**Pre-Hung Units Include:** 4-9/16" Oak Veneer Jamb with 1-1/4" Oak Colonial Stop. (Casing NOT Included)  
 1-1/2 Pair (3) Zinc Dichromate Hinges \*\*W/BC = Ball Catch  
 2-3/4" Backset with 1" Edge Bore (Prepared for Drive Latch) \*W/AST = With Oak Astragal and  
 Slab Doors are 3/16" Under and Square, (Pre-Hung Doors Beveled) Top Flush Bolt

Assembled Units can NOT be cancelled or returned

McMahon and Company W 213 N 16910 Industrial Dr Jackson WI 53037 Phone 1-262-677-9900 Fax 1-262-677-1200

# Maple French Doors

**Pantry Standard:**  
Door reads "Pantry" as you pull the door toward you. If you would like for the word "Pantry" to read as you push door away, you must order the door as "Pantry Reverse"



Maple Size	Clear 1 - Lite		Frosted 1 - Lite	
	1-3/8" Slab 6/8	1-3/8" Pre-Hung 6/8	1-3/8" Slab 6/8	1-3/8" Pre-Hung 6/8
1/6	554.00	675.00	697.00	818.00
2/0	580.00	701.00	721.00	842.00
2/4	580.00	701.00	721.00	842.00
2/6	618.00	739.00	744.00	865.00
2/8	618.00	739.00	744.00	865.00
3/0	649.00	770.00	760.00	881.00
<b>Double Doors</b>	<b>B/C</b>	<b>AST</b>	<b>B/C</b>	<b>AST</b>
4/0	1343.00	1436.00	1625.00	1718.00
4/8	1343.00	1436.00	1625.00	1718.00
5/0	1419.00	1512.00	1671.00	1764.00
5/4	1419.00	1512.00	1671.00	1764.00
6/0	1481.00	1574.00	1703.00	1796.00



Maple Size	Clear 10 - Lite		Clear 15 - Lite		Clear 9 - Lite Prairie	
	1-3/8" Slab 6/8	1-3/8" Pre-Hung 6/8	1-3/8" Slab 6/8	1-3/8" Pre-Hung 6/8	1-3/8" Slab 6/8	1-3/8" Pre-Hung 6/8
1/6 - #630 - 5 Lite	671.00	792.00				
2/0	671.00	792.00			804.00	925.00
2/4	671.00	792.00	671.00	792.00	804.00	925.00
2/6	708.00	829.00	708.00	829.00	870.00	991.00
2/8	708.00	829.00	708.00	829.00	870.00	991.00
3/0	740.00	861.00	740.00	861.00	913.00	1034.00
<b>Double Doors</b>	<b>B/C</b>	<b>AST</b>	<b>B/C</b>	<b>AST</b>	<b>B/C</b>	<b>AST</b>
4/0	1525.00	1618.00			1791.00	1884.00
4/8	1525.00	1618.00	1525.00	1618.00	1791.00	1884.00
5/0	1599.00	1692.00	1599.00	1692.00	1923.00	2016.00
5/4	1599.00	1692.00	1599.00	1692.00	1923.00	2016.00
6/0	1663.00	1756.00	1663.00	1756.00	2009.00	2102.00

<b>Prefinishing Adders:</b>	<b>6/8</b>
French Door Slab	143.00
<b>Prefinishing Prehung Adders:</b>	<b>6/8</b>
French - Single	162.00
French - Double w/ B/C	312.00
French - Double w/ Ast.	324.00

**Pre-Hung Units Include:** 4-9/16" Maple Veneer Jamb with 1-1/4" Maple Colonial Stop. (Casing NOT Included)  
 1-1/2 Pair (3) Zinc Dichromate Hinges **\*\*W/BC** = Ball Catch  
 2-3/4" Backset with 1" Edge Bore (Prepared for Drive Latch) **\*W/AST** = With Maple Astragal and Top Flush Bolt  
 Slab Doors are 3/16" Under and Square, (Pre-Hung Doors Beveled)

Assembled Units can NOT be cancelled or returned

McMahon and Company W 213 N 16910 Industrial Dr Jackson WI 53037 Phone 1-262-677-9900 Fax 1-262-677-1200

# Poplar French Doors

**Pantry Standard:**

*Door reads "Pantry" as you pull the door toward you. If you would like for the word "Pantry" to read as you push door away, you must order the door as "Pantry Reverse"*



**Pantry #652**

**Clear 1 - Lite**

**Frosted 1 - Lite**

Poplar Size	1-3/8" Slab 6/8		1-3/8" Pre-Hung 6/8		1-3/8" Slab 6/8		1-3/8" Pre-Hung 6/8	
1/6					505.00	610.00	607.00	712.00
2/0	695.00	800.00			456.00	561.00	596.00	701.00
2/4	744.00	849.00			477.00	582.00	655.00	760.00
2/6	768.00	873.00			477.00	582.00	673.00	778.00
2/8	803.00	908.00			486.00	591.00	803.00	908.00
3/0					486.00	591.00	738.00	843.00
<b>Double Doors</b>					<b>B/C</b>	<b>AST</b>	<b>B/C</b>	<b>AST</b>
4/0					1079.00	1172.00	1359.00	1452.00
4/8					1121.00	1214.00	1477.00	1570.00
5/0					1121.00	1214.00	1513.00	1606.00
5/4					1139.00	1232.00	1773.00	1866.00
6/0					1139.00	1232.00	1643.00	1736.00



**Clear 10 - Lite**

**Clear 15 - Lite**

**Clear 9 - Lite Prairie**


Poplar Size	1-3/8" Slab 6/8		1-3/8" Pre-Hung 6/8		1-3/8" Slab 6/8		1-3/8" Pre-Hung 6/8	
1/6 - #630 - 5 Lite	421.00	526.00						
2/0	451.00	556.00					703.00	808.00
2/4	550.00	655.00			484.00	589.00	714.00	819.00
2/6	550.00	655.00			484.00	589.00	714.00	819.00
2/8	558.00	663.00			490.00	595.00	730.00	835.00
3/0	558.00	663.00			490.00	595.00	730.00	835.00
<b>Double Doors</b>	<b>B/C</b>	<b>AST</b>			<b>B/C</b>	<b>AST</b>	<b>B/C</b>	<b>AST</b>
4/0	1069.00	1162.00					1573.00	1666.00
4/8	1267.00	1360.00			1135.00	1228.00	1595.00	1688.00
5/0	1267.00	1360.00			1135.00	1228.00	1595.00	1688.00
5/4	1283.00	1376.00			1147.00	1240.00	1627.00	1720.00
6/0	1283.00	1376.00			1147.00	1240.00	1627.00	1720.00

<b>Prefinishing Adders:</b>	<b>6/8</b>
French Door Slab	143.00
<b>Prefinishing Prehung Adders:</b>	<b>6/8</b>
French - Single	162.00
French - Double w/ B/C	312.00
French - Double w/ Ast.	324.00

**Pre-Hung Units Include:** 4-9/16" Poplar Veneer Jamb with 1-1/4" Poplar Colonial Stop.(Casing NOT Included)  
 1-1/2 Pair (3) Zinc Dichromate Hinges \*\*W/BC = Ball Catch  
 2-3/4" Backset with 1" Edge Bore (Prepared for Drive Latch) \*W/AST = With Poplar Astragal and Top Flush Bolt  
 Slab Doors are 3/16" Under and Square, (Pre-Hung Doors Beveled)

Assembled Units can NOT be cancelled or returned

McMahon and Company W 213 N 16910 Industrial Dr Jackson WI 53037 Phone 1-262-677-9900 Fax 1-262-677-1200



**Assembled Units can NOT be cancelled or returned**

**McMahon and Company W 213 N 16910 Industrial Dr Jackson WI 53037 Phone 1-262-677-9900 Fax 1-262-677-1200**